



Standard Guide for Using Rock-Mass Classification Systems for Engineering Purposes¹

This standard is issued under the fixed designation D 5878; the number immediately following the designation indicates the year of original adoption or, in the case of revision, the year of last revision. A number in parentheses indicates the year of last reapproval. A superscript epsilon (ε) indicates an editorial change since the last revision or reapproval.

1. Scope *

1.1 This guide covers the selection of a suitable system of classification of rock mass for specific engineering purposes, such as tunneling and shaft-sinking, excavation of rock chambers, ground support, modification and stabilization of rock slopes, and preparation of foundations and abutments. These classification systems may also be of use in work on rippability of rock, quality of construction materials, and erosion resistance. Although widely used classification systems are treated in this guide, systems not included here may be more appropriate in some situations, and may be added to subsequent editions of this standard.

1.2 The valid, effective use of this guide is contingent upon the prior complete definition of the engineering purposes to be served and on the complete and competent definition of the geology and hydrology of the engineering site. Further, the person or persons using this guide must have had field experience in studying rock-mass behavior. An appropriate reference for geological mapping in the underground is provided by Guide D 4879.

1.3 This guide identifies the essential characteristics of seven classification systems. It does not include detailed guidance for application to all engineering purposes for which a particular system might be validly used. Detailed descriptions of the first five systems are presented in STP 984 (1),² with abundant references to source literature. Details of two other classification systems and a listing of seven Japanese systems are also presented.

1.4 The range of applications of each of the systems has grown since its inception. This guide summarizes the major fields of application up to this time of each of the seven classification systems.

1.5 *This standard does not purport to address all of the safety concerns, if any, associated with its use. It is the responsibility of the user of this standard to establish appropriate safety and health practices and determine the applicability of regulatory limitations prior to use.*

¹ This test method is under the jurisdiction of ASTM Committee D-18 on Soil and Rock and is the direct responsibility of Subcommittee D18.12 on Rock Mechanics.

Current edition approved April 10, 2000. Published June 2000. Originally published as D 5878 – 95. Last previous edition D 5878 – 95^{ε1}.

² The boldface numbers given in parentheses refer to a list of references at the end of the text.

1.6 *This guide offers an organized collection of information or a series of options and does not recommend a specific course of action. This document cannot replace education or experience and should be used in conjunction with professional judgement. Not all aspects of this guide may be applicable in all circumstances. This ASTM standard is not intended to represent or replace the standard of care by which the adequacy of a given professional service must be judged, nor should this document be applied without consideration of a project's many unique aspects. The word "Standard" in the title of this document means only that the document has been approved through the ASTM consensus process.*

2. Referenced Documents

2.1 ASTM Standards:

D 653 Terminology Relating to Soil, Rock, and Contained Fluids³

D 2938 Test Method for Unconfined Compressive Strength of Intact Rock Core Specimens³

D 4879 Guide for Geotechnical Mapping of Large Underground Openings in Rock³

3. Terminology

3.1 Definitions:

3.1.1 *classification, n*—a systematic arrangement or division of materials, products, systems, or services into groups based on similar characteristics such as origin, composition, properties, or use (*Regulations Governing ASTM Technical Committees*).⁴

3.1.2 *rock mass (in situ rock), n*—rock as it occurs in situ, including both the rock material and its structural discontinuities (Modified after Terminology D 653 [ISRM]).

3.1.2.1 *Discussion*—Rock mass also includes at least some of the earth materials in mixed-ground and soft-ground conditions.

3.1.3 *rock material (intact rock, rock substance, rock element), n*—rock without structural discontinuities; rock on which standardized laboratory property tests are run.

3.1.4 *structural discontinuity (discontinuity), n*—an interruption or abrupt change in a rock's structural properties, such

³ *Annual Book of ASTM Standards*, Vol 04.08.

⁴ Available from ASTM Headquarters, 100 Barr Harbor Drive, West Conshohocken, PA 19428.

*A Summary of Changes section appears at the end of this standard.

as strength, stiffness, or density, usually occurring across internal surfaces or zones, such as bedding, parting, cracks, joints, faults, or cleavage.

NOTE 1—To some extent, 3.1.1, 3.1.2, and 3.1.4 are scale-related. A rock's microfractures might be structural discontinuities to a petrologist, but to a field geologist the same rock could be considered intact. Similarly, the localized occurrence of jointed rock (rock mass) could be inconsequential in regional analysis.

3.1.5 For the definition of other terms that appear in this guide, refer to STP 984, Guide D 4879, and Terminology D 653.

3.2 Definitions of Terms Specific to This Standard:

3.2.1 *classification system, n*—a group or hierarchy of classifications used in combination for a designated purpose, such as evaluating or rating a property or other characteristic of a rock mass.

4. Significance and Use

4.1 The classification systems included in this guide and their respective applications are as follows:

4.1.1 *Rock Mass Rating System (RMR) or Geomechanics Classification*—This system has been applied to tunneling, hard-rock mining, coal mining, stability of rock slopes, rock foundations, borability, rippability, dredgability, weatherability, and rock bolting.

4.1.2 *Rock Structure Rating System (RSR)*—This system has been used in tunnel support and excavation and in other ground support work in mining and construction.

4.1.3 *The Q System or Norwegian Geotechnical Institute System (NGI)*—This system has been applied to work on tunnels and chambers, rippability, excavatability, hydraulic erodibility, and seismic stability of roof-rock.

4.1.4 *The Unified Rock Classification System (URCS)*—This system has been applied to work on foundations, methods of excavation, slope stability, uses of earth materials, blasting characteristics of earth materials, and transmission of ground water.

4.1.5 *The Rock Material Field Classification Procedure (RMFC)*—This system has been used mainly for applications involving shallow excavation, particularly with regard to resistance to erosion, excavatability, construction quality of rock, fluid transmission, and rock-mass stability.

4.1.6 *The New Austrian Tunneling Method (NATM)*—This system is used for both conventional (cyclical, such as drill-and-blast) and continuous (tunnel-boring machine or TBM) tunneling. This is a tunneling procedure in which design is extended into the construction phase by continued monitoring of rock displacement. Support requirements are revised to achieve stability.

NOTE 2—The Austrian code (7) specifies methods of payment based on coding of excavation volume and means of support.

4.1.7 *The Coal Mine Roof Rating (CMRR)*—This system applies to bedded coal-measure rocks, in particular with regard to their structural competence as influenced by discontinuities in the rock mass. The basic building blocks of CMRR are unit ratings. The units are rock intervals defined by their geotechnical properties, and are at least 0.15 m (6 in.) thick. The unit ratings are combined into roof ratings, using additional geo-

technical characteristics (8).

4.1.8 *Japanese Rock Mass Classification Systems*—The Japanese Society of Engineering Geology has recognized seven major classification systems in use in Japan (9). These are summarized in 4.1.8.1-4.1.8.7, without additional details in this guide.

4.1.8.1 *Rock-Mass Classification for Railway Tunnels by Railway Technical Research Institute*—Rock-masses are classified based on the values of *P*-wave velocity, unconfined compressive strength and unit weight. Support patterns for tunnels, such as shotcreting and rock bolting, is recommended depending upon the rock-mass classification obtained.

4.1.8.2 *Rock-Mass Classification for Tunnels and Slopes by Japan Highway Public Corporation*—This system classifies the rock-mass using RQD, *P*-wave velocity, unconfined compressive strength and unit weight.

4.1.8.3 *Rock-Mass Classification for Dam Foundations by Public Works Research Institute, Ministry of Construction*—In this system, the rock-masses are classified by observing spacing of joints, conditions of joints and strength of rock pieces.

4.1.8.4 *Rock-Mass Classification for Water Tunnel Design by The Ministry of Agriculture, Forestry and Fisheries*—The rock-mass is classified into four categories based on values of *P*-wave velocity, compressive strength and Poisson ratio as well as rock type.

4.1.8.5 *Rock-Mass Classification by Central Research Institute of Electric Power Industry*—This system classifies rock-mass based on rock type and weathering characteristics.

4.1.8.6 *Rock-Mass Classification by Electric-Power Development Company*—This system is somewhat similar to the system developed by the Central Research Institute of Electric Power Industry (see 4.1.8.5). The three factors used for classifying rock-mass are weathering, hardness and joint spacing.

4.1.8.7 *Rock-Mass Classification for Weathered Granite for Bridge Foundation by Honshu-Shikoku Bridge Authority*—This system uses results of visual observations of rock-mass in situ, geophysical logging, laboratory tests on rock samples, pressuremeter tests or other forms of in-situ tests or a combination thereof, to estimate strength and stiffness.

4.2 Other classification systems are described in detail in the general references listed in the appendix.

4.3 Using this guide, the classifier should be able to decide which system appears to be most appropriate for the specified engineering purpose at hand. The next step should be the study of the source literature on the selected classification system and on case histories documenting the application of that system to real-world situations and the degree of success of each such application. Appropriate but by no means exhaustive references for this purpose are provided in the appendix and in STP 984 (1). *The classifier should realize that taking the step of consulting the source literature might lead to abandonment of the initially selected classification system and selection of another system, to be followed again by study of the appropriate source literature.*

5. Bases for Classification

5.1 The parameters used in each classification system follow. In general, the terminology used by the respective author

or authors of each system is listed, to facilitate reference to STP 984 (1) or source documents.

5.1.1 *Rock Mass Rating System (RMR) or Geomechanics Classification*

Uniaxial compressive strength (see Test Method D 2938)

Rock quality designation (RQD)

Spacing of discontinuities

Condition of discontinuities

Ground water conditions

Orientation of discontinuities

5.1.2 *Rock Structure Rating System (RSR)*

Rock type plus rock strength

Geologic structure

Spacing of joints

Orientation of joints

Weathering of joints

Ground water inflow

5.1.3 *Q-System or Norwegian Geotechnical Institute (NGI) System*

Rock quality designation (RQD)

Number of joint sets

Joint roughness

Joint alteration

Joint water-reduction factor

Stress-reduction factor

5.1.4 *Unified Rock Classification System (URCS)*

Degree of weathering

Uniaxial compressive strength (see Test Method D2938)

Discontinuities

Unit weight

5.1.5 *Rock Material Field Classification Procedure (RMFC)*

Discrete rock-particle size

Uniaxial compressive strength (see Test Method D 2938)

Joint orientation

Joint-aperture width

Geologic structure

Rock-unit thickness

Seismic velocity

URCS rating

Rock quality designation (RQD)

Mineralogy

Porosity and voids

Hydraulic conductivity and transmissivity

5.1.6 *New Austrian Tunneling Method (NATM)*

A:1.Stable

2.Overbreaking

B:1.Friable

2.Very friable

3.Rolling/running

C:1.Rock bursting

2.Squeezing

3.Heavily squeezing

4.Flowing

5.Swelling

5.1.7 *Coal Mine Roof Rating (CMRR)*

Unit Ratings

Shear strength of discontinuities

Cohesion

Roughness

Intensity of discontinuities

Spacing

Persistence

Number of discontinuity sets

Compressive strength

Moisture sensitivity

Roof Ratings

Strong bed adjustment

Unit contact adjustment

Groundwater adjustment

Surcharge adjustment

5.2 Comparison of parameters among these systems indicates some strong similarities. It is not surprising, therefore, that paired correlations have been established between RMR, RSR, and Q (2). Some of the references in the appendix also present procedures for estimating some in situ engineering properties from one or more of these indexes (2, 3, 4, and 5).

NOTE 3—Reference (2) presents step-by-step procedures for calculating and applying RSR, RMR, and Q values. Applications of the first five systems are discussed in STP 984 (1), as is a detailed treatment of RQD.

6. Procedures for Determining Parameters

6.1 The annex of this guide contains tabled and other material for determining the parameters needed to apply each of the classification systems. These materials should be used in conjunction with detailed, instructive references such as STP 984 (1) and Ref (2). The annexed materials are as follows:

6.1.1 *RMR System*

Classification parameters (five) and their ratings (Sum ratings)

Rating adjustment for discontinuity orientations (Parameter No. 6) ($RMR = \text{adjusted sum}$)

Effect of discontinuity strike and dip in tunneling

Adjustments for mining applications

Input data

6.1.2 *RSR System*

Schematic of the six parameters

Rock type plus strength, geologic structure (“A”)

Joint spacing and orientation (“B”)

Weathering of joints and ground water inflow (“C”)

$$(RSR = A + B + C) \quad (1)$$

6.1.3 *Q-System:*

RQD

Joint set number, J_n

Joint roughness number, J_r

Joint alteration number, J_a

Joint water reduction factor, J_w

Stress reduction factor SRF

$$(Q = (RQD/J_n) \times (J_r/J_a) \times (J_w/SRF)) \quad (2)$$

6.1.4 *URCS*

Degree of weathering (A–E)

Estimated strength (A–E)

Discontinuities (A–E)

Unit weight (A–E)

Schematic of notation (*results* = AAAA through EEEE)

6.1.5 RMFCP

Schematic of procedure through performance assessment

Classification (description and definitions),

Rock unit

Classification Elements—Including rock material properties, rock mass properties, and hydrogeologic properties.

Performance Assessment—Performance objectives

Erosion resistance

Excavation Characteristics

Construction Quality

Fluid Transmission

Rock Mass Stability

6.1.6 NATM

Rock mass types

Calculation of support factor

Excavation class matrix for conventional tunneling (The excavation class matrix for continuous (TBM) tunneling is determined by standup time and the support factor, the latter calculated in the same way as for conventional tunneling, although there may be some differences in the way in which rating factors are assigned.)

Support elements and rating factors

NOTE 4—Standup time is the length of time following excavation that an active span in an underground opening will stand without artificial support. An active span is the largest unsupported span between the face and artificial supports **(10)**.

6.1.7 CMRR

CMRR calculation

Immersion test

Field data sheet

Directions for field data sheet

Cohesion-roughness rating

Spacing-persistence rating

Multiple discontinuity set adjustment

Strength rating

Moisture sensitivity rating

Unit rating calculation sheet

Roof rating calculation sheet

Strong bed adjustment

Unit contacts adjustment

Groundwater adjustment

Surcharge adjustment

CMRR values

7. Precision

7.1 Precision statements will be available for some components of some of the classification systems, such as uniaxial compressive strength and rock quality designation.

8. Keywords

8.1 classification; classification system; coal mine roof rating (CMRR); Japanese rock mass classification systems; new Austrian tunneling method (NATM); Q-system (NGI); rock mass; rock mass rating system (RMR); rock material field classification procedure (RMFCP); rock quality designation (RQD); rock structure rating system (RSR); unified rock classification system (URCS)

ANNEX

(Mandatory Information)

A1. Classification System Material

A1.1 The materials presented in this Annex for RMR, RSR, URCS, and RMFCP have been extracted from STP 984 **(1)**. The materials for Q (NGI) are from Ref **(4)**. The materials for NATM are from Ref. **(6)**. The materials for CMRR are from Ref. **(8)**.

APPENDIX**(Nonmandatory Information)****X1. ADDITIONAL INFORMATION**

Afrouz, A. A., *Practical Handbook of Rock Mass Classification Systems and Modes of Ground Failure*, CRC Press, Boca Raton, 1992.

Bell, F. G., *Engineering Properties of Soils and Rocks*, Butterworth-Heinemann, Oxford, 1992.

Bieniawski, Z. T., "Engineering Classification of Jointed Rock Masses", *Transactions of the South African Institution of Civil Engineers*, Vol 15, 1973, pp. 335–344.

Deere, D. U., Hendron, A. J., Jr., Patton, F. D., and Cording, E. J., "Design of Surface and Near-Surface Construction in Rock", in *Failure and Breakage of Rock*, Fairhurst, C., Ed., Society of Mining Engineers of AIME, New York, 1967, pp. 237–302.

Sauer, G. and Gold, H., "NATM Ground Support Concepts and their Effect on Contracting Practices," *Proceedings, Rapid Excavation and Tunneling Conference*, Los Angeles, June 1989, Sect. 2, Chapt. 5, pp. 67–86.

Wickham, G. E., Tiedemann, H. R., and Skinner, E. H., "Ground Support Prediction Model, RSR Concept," in *Proceedings, Second Rapid Excavation and Tunneling Conference*, San Francisco, June 1974, Vol I, pp. 691–707.

Williamson, D. A., "Uniform Rock Classification for Geotechnical Engineering Purposes," *Transportation Research Record 783*, National Academy of Sciences, Washington, DC, 1980, pp. 9–14.

REFERENCES

- (1) *Rock Classification Systems for Engineering Purposes*, ASTM STP 984, ASTM, 1988.
- (2) Bieniawski, Z. T., *Rock Mechanics Design in Mining and Tunneling*, Balkema, A. A., Rotterdam, 1984.
- (3) Barton, N., Lien, R., and Lunde, J., "Engineering Classification of Rock Masses for the Design of Tunnel Support," *Rock Mechanics*, Vol 6, No. 4, 1974, pp. 189–236.
- (4) Barton, N., and Grimstad, E., "The Q-System Following Twenty Years of Application in NMT Support Selection," *Felsbau*, Vol 12, No. 6, 1994, pp. 428–436.
- (5) Bieniawski, Z. T., *Engineering Rock Mass Classifications*, Wiley-Interscience, New York, 1989.
- (6) Lauffer, H., "Rock Classification Methods Based on the Excavation Response," *Felsbau*, Vol 15, No. 3, 1997, pp. 179–182.
- (7) *Austrian Code, ÖN B2203/1994*.
- (8) Molinda, G. M., and Mark, C., "Coal Mine Roof Rating (CMRR): A Practical Rock Mass Classification for Coal Mines," *Information Circular 9387*, U.S. Bureau of Mines, Pittsburgh, PA, 1994.
- (9) "Rock Mass Classification in Japan," Japanese Society of Engineering Geology, 1992.
- (10) Hoek, E. and Brown, E. T., *Underground Excavations in Rock*, Institution of Mining and Metallurgy, London, 1980.

SUMMARY OF CHANGES

The principal changes to this guide that have been incorporated since the last issue, D 5878–95, are information on additional rock-mass classification systems, as follows:

- (1) New Austrian Tunneling Method (NATM).
- (2) Coal Mine Roof Rating (CMRR).
- (3) A listing and brief descriptions of seven Japanese systems.

RMR

TABLE I—Geomechanics Classification of jointed rock masses.

A. CLASSIFICATION PARAMETERS AND THEIR RATINGS

| PARAMETER | | | RANGES OF VALUES | | | | | | |
|-----------|----------------------------------|---|--|---|---|--|---|---------|---------|
| 1 | Strength of intact rock material | Point-load strength index | > 10 MPa | 4 - 10 MPa | 2 - 4 MPa | 1 - 2 MPa | For this low range - uniaxial compressive test is preferred | | |
| | | Uniaxial compressive strength | >250 MPa | 100 - 250 MPa | 50 - 100 MPa | 25 - 50 MPa | 5-25 MPa | 1-5 MPa | < 1 MPa |
| | Rating | 15 | 12 | 7 | 4 | 2 | 1 | 0 | |
| 2 | Drill core quality RQD | | 90% - 100% | 75% - 90% | 50% - 75% | 25% - 50% | < 25% | | |
| | Rating | | 20 | 17 | 13 | 8 | 3 | | |
| 3 | Spacing of discontinuities | | >2 m | 0,6 - 2 m | 200 - 600 mm | 60 - 200 mm | <60 mm | | |
| | Rating | | 20 | 15 | 10 | 8 | 5 | | |
| 4 | Condition of discontinuities | | Very rough surfaces. Not continuous. No separation. Unweathered wall rock. | Slightly rough surfaces. Separation < 1 mm. Slightly weathered walls. | Slightly rough surfaces. Separation < 1 mm. Highly weathered walls. | Slickensided surfaces OR Gouge < 5 mm thick OR Separation 1-5 mm. Continuous | Soft gouge > 5 mm thick OR Separation > 5 mm. Continuous | | |
| | Rating | | 30 | 25 | 20 | 10 | 0 | | |
| 5 | Ground water | Inflow per 10 m tunnel length | None | <10 litres/min | 10-25 litres/min | 25 - 125 litres/min | > 125 | | |
| | | Ratio $\frac{\text{joint water pressure}}{\text{major principal stress}}$ | OR 0 | OR 0,0-0,1 | OR 0,1-0,2 | OR 0,2-0,5 | OR > 0,5 | | |
| | | General conditions | OR Completely dry | OR Damp | OR Wet | OR Dripping | OR Flowing | | |
| | Rating | | 15 | 10 | 7 | 4 | 0 | | |

B. RATING ADJUSTMENT FOR JOINT ORIENTATIONS

| Strike and dip orientations of joints | | Very favourable | Favourable | Fair | Unfavourable | Very unfavourable |
|---------------------------------------|-------------|-----------------|------------|------|--------------|-------------------|
| Ratings | Tunnels | 0 | -2 | -5 | -10 | -12 |
| | Foundations | 0 | -2 | -7 | -15 | -25 |
| | Slopes | 0 | -5 | -25 | -50 | -60 |

C. ROCK MASS CLASSES DETERMINED FROM TOTAL RATINGS

| Rating | 100 ← 81 | 80 ← 61 | 60 ← 41 | 40 ← 21 | < 20 |
|-------------|----------------|-----------|-----------|-----------|----------------|
| Class No. | I | II | III | IV | V |
| Description | Very good rock | Good rock | Fair rock | Poor rock | Very poor rock |

D. MEANING OF ROCK MASS CLASSES

| Class No | I | II | III | IV | V |
|---------------------------------|------------------------|-----------------------|---------------------|-------------------------|-------------------------|
| Average stand-up time | 10 years for 15 m span | 6 months for 8 m span | 1 week for 5 m span | 10 hours for 2,5 m span | 30 minutes for 1 m span |
| Cohesion of the rock mass | > 400 kPa | 300 - 400 kPa | 200 - 300 kPa | 100 - 200 kPa | < 100 kPa |
| Friction angle of the rock mass | > 45° | 35° - 45° | 25° - 35° | 15° - 25° | < 15° |

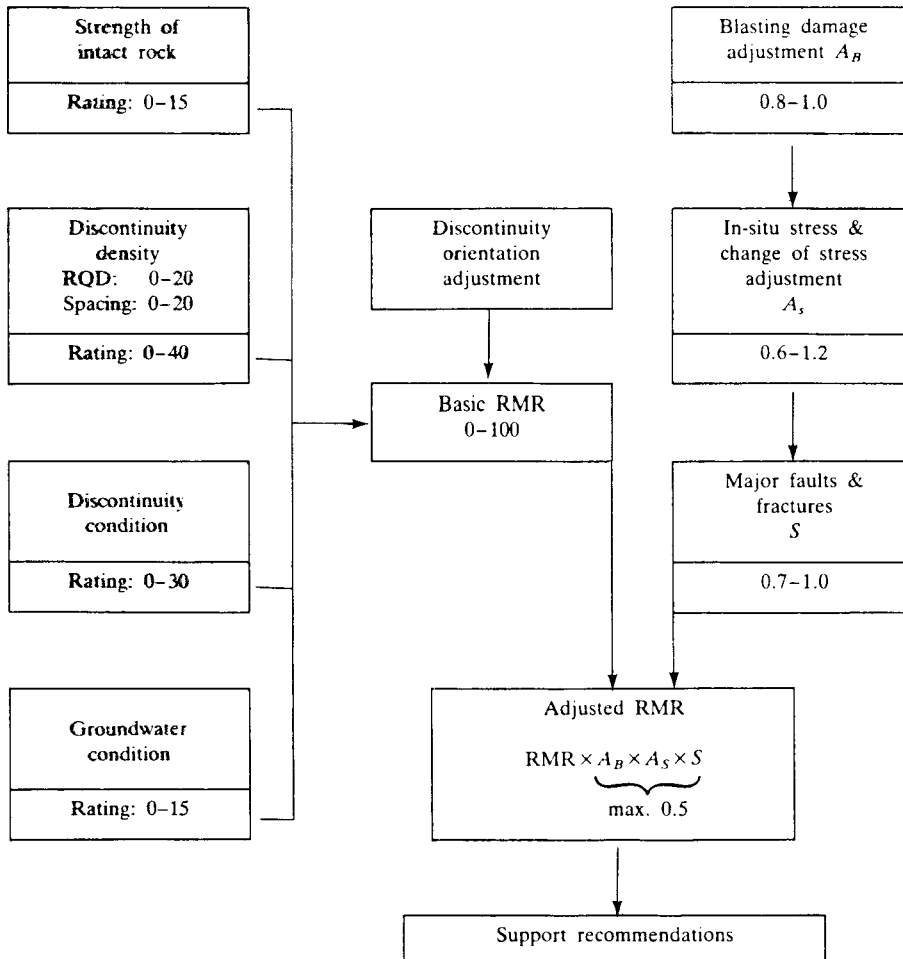
RMR

TABLE 2—Effect of discontinuity strike and dip orientations in tunneling.

| Strike Perpendicular to Tunnel Axis | | | |
|-------------------------------------|------------|-------------------|-------------|
| Drive with Dip | | Drive against Dip | |
| Dip 45–90° | Dip 20–45° | Dip 45–90° | Dip 20–45° |
| Very favorable | Favorable | Fair | Unfavorable |

| Strike Parallel to Tunnel Axis | | Irrespective of Strike |
|--------------------------------|------------------|------------------------|
| Dip 20–45° | Dip 45–90° | |
| Fair | Very unfavorable | Dip 0–20° |
| | | Fair |

TABLE 3—Adjustments to the Geomechanics Classification for mining applications.



Name of project:

Site of survey:

Conducted by:

Date:

| STRUCTURAL REGION | | ROCK TYPE AND ORIGIN | | | |
|--|-------------------|--|--------------|-------------|-------|
| DRILL CORE QUALITY R.Q.D.* Excellent quality: 90 - 100% Good quality: 75 - 90% Fair quality: 50 - 75% Poor quality: 25 - 50% Very poor quality: <25% *R.Q.D. = Rock Quality Designation | | WALL ROCK OF DISCONTINUITIES Unweathered Slightly weathered Moderately weathered Highly weathered Completely weathered Residual soil | | | |
| GROUND WATER INFLOW per 10 m of tunnel length or WATER PRESSURE kPa or GENERAL CONDITIONS (completely dry, damp, wet, dripping or flowing under low/medium or high pressure) | | STRENGTH OF INTACT ROCK MATERIAL Uniaxial compressive strength, MPa Designation OR Point-load strength index, MPa Very high: Over 250 >10 High: 100 - 250 4-10 Medium high: 50 - 100 2-4 Moderate: 25 - 50 1-2 Low: 5 - 25 <1 Very low: 1 - 5 | | | |
| SPACING OF DISCONTINUITIES | | | | | |
| Very wide: Over 2 m Wide: 0.6 - 2 m Moderate: 200 - 600 mm Close: 60 - 200 mm Very close: <60 mm NOTE: These values are obtained from a joint survey and not from borehole logs. | | Set 1 | Set 2 | Set 3 | Set 4 |
| STRIKE AND DIP ORIENTATIONS | | | | | |
| Set 1 | Strike: (average) | (from to) | Dip: (angle) | (direction) | |
| Set 2 | Strike: (average) | (from to) | Dip: (angle) | (direction) | |
| Set 3 | Strike: (average) | (from to) | Dip: (angle) | (direction) | |
| Set 4 | Strike: (average) | (from to) | Dip: (angle) | (direction) | |
| NOTE: Refer all directions to magnetic north. | | | | | |

| CONDITION OF DISCONTINUITIES | | | | |
|---|-------|-------|-------|-------|
| PERSISTENCE (CONTINUITY) Very low: <1 m Low: 1 - 3 m Medium: 3 - 10 m High: 10 - 20 m Very high: > 20 m SEPARATION (APERTURE) Very tight joints: <0.1 mm Tight joints: 0.1 - 0.5 mm Moderately open joints: 0.5 - 2.5 mm Open joints: 2.5 - 10 mm Very wide aperture: > 10 mm ROUGHNESS (state also if surfaces are stepped, undulating or planar) Very rough surfaces: Rough surfaces: Slightly rough surfaces: Smooth surfaces: Slickensided surfaces: FILLING (GOUGE) Type: Thickness: Uniaxial compressive strength, MPa Seepage: | Set 1 | Set 2 | Set 3 | Set 4 |
| MAJOR FAULTS OR FOLDS | | | | |
| Describe major faults and folds specifying their locality, nature and orientations. | | | | |
| GENERAL REMARKS AND ADDITIONAL DATA | | | | |
| NOTE: (1) For definitions and methods consult ISRM document: 'Quantitative description of discontinuities in rock masses.' (2) The data on this form constitute the minimum required for engineering design. The geologist should, however, supply any further information which he considers relevant. | | | | |

RSR

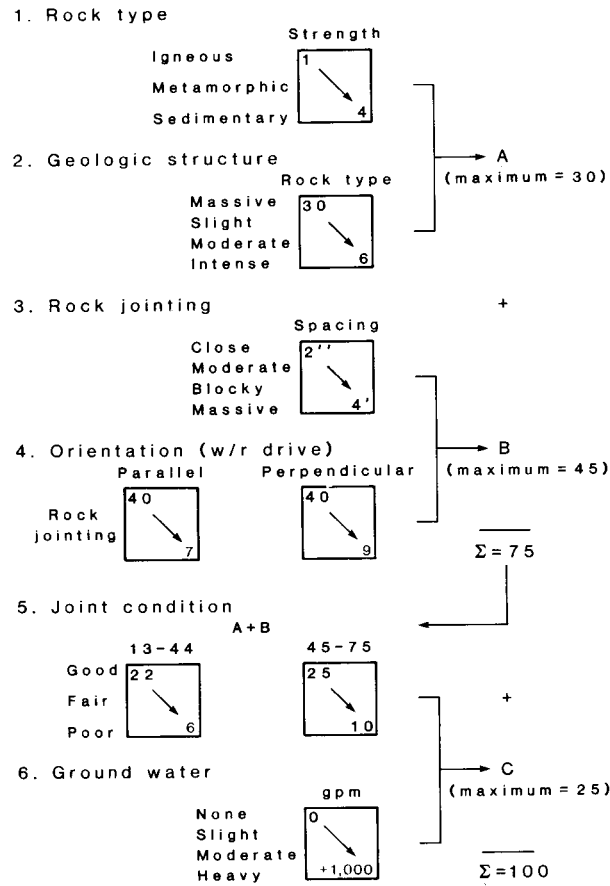
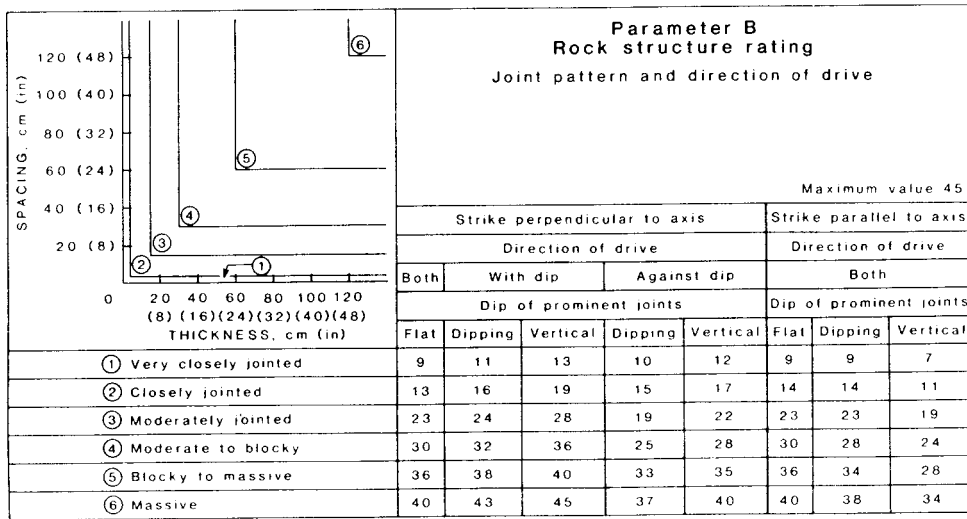


FIG. 1—Schematic of Rock Structure Rating.

| Parameter A Rock structure rating Rock type, strength index and geologic structure Maximum value 30 | | | | | | | | |
|--|------|--------|------|----------------------|---------|----------------------------|------------------------------|-----------------------------|
| Basic rock type | | | | Geological structure | | | | |
| | Hard | Medium | Soft | Decomp | Massive | Slightly faulted or folded | Moderately faulted or folded | Intensely faulted or folded |
| Igneous | 1 | 2 | 3 | 4 | | | | |
| Metamorphic | 1 | 2 | 3 | 4 | | | | |
| Sedimentary | 2 | 3 | 4 | 4 | | | | |
| Type 1 | | | | | 30 | 22 | 15 | 9 |
| Type 2 | | | | | 27 | 20 | 13 | 8 |
| Type 3 | | | | | 24 | 18 | 12 | 7 |
| Type 4 | | | | | 19 | 15 | 10 | 6 |

FIG. 2—Parameter A.



Flat: 0-20°, Dipping: 20-50°, Vertical: 50-90°

FIG. 3—Parameter B.

| Parameter C Rock structure rating Ground water and joint condition | | | | | | |
|--|-----------------------|------|------|-------|------|------|
| Maximum value 25 | | | | | | |
| Anticipated water inflow m ³ /min/300m (gpm/1,000 ft) | Sum of parameters A+B | | | | | |
| | 13-44 | | | 45-75 | | |
| | Joint condition | | | | | |
| | Good | Fair | Poor | Good | Fair | Poor |
| None | 22 | 18 | 12 | 25 | 22 | 18 |
| Slight <0.75 m ³ /min (<200 gpm) | 19 | 15 | 9 | 23 | 19 | 14 |
| Moderate 0.75-3.8 m ³ /min (200-1,000 gpm) | 15 | 11 | 7 | 21 | 16 | 12 |
| Heavy >3.8 m ³ /min (>1,000 gpm) | 10 | 8 | 6 | 18 | 14 | 10 |

Joint condition: Good = Tight or cemented; Fair = Slightly weathered or altered; Poor = Severely weathered, altered or open

FIG. 4—Parameter C.

Q (NGI)

Ratings for the six Q-system parameters

| 1. Rock Quality Designation | | RQD |
|-----------------------------|-----------|----------|
| A | Very poor | 0 - 25 |
| B | Poor | 25 - 50 |
| C | Fair | 50 - 75 |
| D | Good | 75 - 90 |
| E | Excellent | 90 - 100 |

Note: i) Where RQD is reported or measured as ≤ 10 (including 0), a nominal value of 10 is used to evaluate Q.
 ii) RQD intervals of 5, i.e., 100, 95, 90, etc., are sufficiently accurate.

| 2. Joint Set Number | | J_n |
|---------------------|--|-----------|
| A | Massive, no or few joints | 0.5 - 1.0 |
| B | One joint set | 2 |
| C | One joint set plus random joints | 3 |
| D | Two joint sets | 4 |
| E | Two joint sets plus random joints | 6 |
| F | Three joint sets | 9 |
| G | Three joint sets plus random joints | 12 |
| H | Four or more joint sets, random, heavily jointed, "sugar cube", etc. | 15 |
| J | Crushed rock, earthlike | 20 |

Note: i) For intersections, use $(3.0 \times J_n)$
 ii) For portals, use $2.0 \times J_n$

| 3. Joint Roughness Number | | J_r |
|--|--------------------------------|-------|
| <i>a) Rock-wall contact, and b) rock-wall contact before 10 cm shear</i> | | |
| A | Discontinuous joints | 4 |
| B | Rough or irregular, undulating | 3 |
| C | Smooth, undulating | 2 |
| D | Slickensided, undulating | 1.5 |
| E | Rough or irregular, planar | 1.5 |
| F | Smooth, planar | 1.0 |
| G | Slickensided, planar | 0.5 |

Note: i) Descriptions refer to small scale features and intermediate scale features, in that order.
 c) No rock-wall contact when sheared

| | | |
|---|---|-----|
| H | Zone containing clay minerals thick enough to prevent rock-wall contact | 1.0 |
| J | Sandy, gravelly or crushed zone thick enough to prevent rock-wall contact | 1.0 |

Note: i) Add 1.0 if the mean spacing of the relevant joint set is greater than 3m.
 ii) $J_r = 0.5$ can be used for planar slickensided joints having lineations, provided the lineations are oriented for minimum strength.

| 4. Joint Alteration Number | | ϕ_r approx. | J_a |
|--|--|------------------|-------|
| <i>a) Rock-wall contact (no mineral fillings, only coatings)</i> | | | |
| A | Tightly healed, hard, non-softening, impermeable filling, i.e., quartz or epidote | | 0.75 |
| B | Unaltered joint walls, surface staining only | 25-35° | 1.0 |
| C | Slightly altered joint walls. Non-softening mineral coatings, sandy particles, clay-free disintegrated rock, etc. | 25-30° | 2.0 |
| D | Silty- or sandy-clay coatings, small clay fraction (non-softening) | 20-25° | 3.0 |
| E | Softening or low friction clay mineral coatings, i.e., kaolinite or mica. Also chlorite, talc, gypsum, graphite, etc., and small quantities of swelling clays. | 8-16° | 4.0 |

| <i>b) Rock-wall contact before 10 cm shear (thin mineral fillings)</i> | | | |
|--|---|--------|------|
| F | Sandy particles, clay-free disintegrated rock, etc. | 25-30° | 4.0 |
| G | Strongly over-consolidated non-softening clay mineral fillings (continuous, but < 5mm thickness) | 18-24° | 6.0 |
| H | Medium or low over-consolidation, softening, clay mineral fillings (continuous, but < 5mm thickness) | 12-16° | 8.0 |
| J | Swelling clay fillings, i.e., montmorillonite (continuous, but < 5mm thickness). Value of J_a depends on percent of swelling clay-size particles, and access to water, etc. | 6-12° | 8-12 |

| <i>c) No rock-wall contact when sheared (thick mineral fillings)</i> | | | |
|--|--|-------|------------------|
| KLM | Zones or bands of disintegrated or crushed rock and clay (see G, H, J for description of clay condition) | 6-24° | 6, 8, or 8-12 |
| N | Zones or bands of silty- or sandy-clay, small clay fraction (non-softening) | | 5.0 |
| OPR | Thick, continuous zones or bands of clay (see G, H, J for description of clay condition) | 6-24° | 10, 13, or 13-20 |

| 5. Joint Water Reduction Factor | | approx. water pres. (kg/cm ²) | J_w |
|---------------------------------|---|---|----------|
| A | Dry excavations or minor inflow, i.e., < 5 l/min locally | < 1 | 1.0 |
| B | Medium inflow or pressure, occasional outwash of joint fillings | 1-2.5 | 0.66 |
| C | Large inflow or high pressure in competent rock with unfilled joints | 2.5-10 | 0.5 |
| D | Large inflow or high pressure, considerable outwash of joint fillings | 2.5-10 | 0.33 |
| E | Exceptionally high inflow or water pressure at blasting, decaying with time | > 10 | 0.2-0.1 |
| F | Exceptionally high inflow or water pressure continuing without noticeable decay | > 10 | 0.1-0.05 |

Note: i) Factors C to F are crude estimates. Increase J_w if drainage measures are installed.
 ii) Special problems caused by ice formation are not considered.

| 6. Stress Reduction Factor | | SRF | |
|---|--|-----|-----|
| <i>a) Weakness zones intersecting excavation, which may cause loosening of rock mass when tunnel is excavated</i> | | | |
| A | Multiple occurrences of weakness zones containing clay or chemically disintegrated rock, very loose surrounding rock (any depth) | | 10 |
| B | Single weakness zones containing clay or chemically disintegrated rock (depth of excavation $\leq 50m$) | | 5 |
| C | Single weakness zones containing clay or chemically disintegrated rock (depth of excavation > 50m) | | 2.5 |
| D | Multiple shear zones in competent rock (clay-free), loose surrounding rock (any depth) | | 7.5 |
| E | Single shear zones in competent rock (clay-free) (depth of excavation $\leq 50m$) | | 5.0 |
| F | Single shear zones in competent rock (clay-free) (depth of excavation > 50m) | | 2.5 |
| G | Loose, open joints, heavily jointed or "sugar cube", etc. (any depth) | | 5.0 |

Note: i) Reduce these values of SRF by 25-50% if the relevant shear zones only influence but do not intersect the excavation.

| <i>b) Competent rock, rock stress problems</i> | | σ_3/σ_1 | σ_3/σ_0 | SRF |
|--|---|---------------------|---------------------|---------|
| H | Low stress, near surface, open joints | > 200 | < 0.01 | 2.5 |
| J | Medium stress, favourable stress condition | 200-10 | 0.01-0.3 | 1 |
| K | High stress, very tight structure. Usually favourable to stability, may be unfavourable for wall stability. | 10-5 | 0.3-0.4 | 0.5-2 |
| L | Moderate slabbing after > 1 hour in massive rock | 5-3 | 0.5-0.65 | 5-50 |
| M | Slabbing and rock burst after a few minutes in massive rock | 3-2 | 0.65-1 | 50-200 |
| N | Heavy rock burst (strain-burst) and immediate dynamic deformations in massive rock | < 2 | > 1 | 200-400 |

Note: ii) For strongly anisotropic virgin stress field (if measured): when $5 \leq \sigma_1/\sigma_3 \leq 10$, reduce σ_0 to $0.75\sigma_0$. When $\sigma_1/\sigma_3 > 10$, reduce σ_0 to $0.5\sigma_0$, where σ_0 = unconfined compression strength, σ_1 and σ_3 are the major and minor principal stresses, and σ_0 = maximum tangential stress (estimated from elastic theory).
 iii) Few case records available where depth of crown below surface is less than span width. Suggest SRF increase from 2.5 to 5 for such cases (see H).

| <i>c) Squeezing rock: plastic flow of incompetent rock under the influence of high rock pressure</i> | | σ_3/σ_0 | SRF |
|--|-------------------------------|---------------------|-------|
| O | Mild squeezing rock pressure | 1-5 | 5-10 |
| P | Heavy squeezing rock pressure | > 5 | 10-20 |

Note: iv) Cases of squeezing rock may occur for depth $H > 350 Q^{1/3}$ (Singh et al., 1992). Rock mass compression strength can be estimated from $q = 0.7 \gamma Q^{1/3}$ (MPa) where γ = rock density in kN/m³ (Singh, 1993).

| <i>d) Swelling rock: chemical swelling activity depending on presence of water</i> | | SRF | |
|--|------------------------------|-----|-------|
| R | Mild swelling rock pressure | | 5-10 |
| S | Heavy swelling rock pressure | | 10-15 |

Note: J_r and J_a classification is applied to the joint set or discontinuity that is least favourable for stability both from the point of view of orientation and shear resistance, τ (where $\tau = \sigma_n \tan^{-1} (J_r/J_a)$). Choose the most likely feature to allow failure to initiate.

$$Q = \frac{RQD}{J_n} \times \frac{J_r}{J_a} \times \frac{J_w}{SRF}$$

Q (NGI)

Logging chart for assembling Q-parameter statistics

| BLOCK SIZES | <table border="1" style="width: 100%; text-align: center;"> <tr> <th colspan="2">V. POOR</th> <th colspan="2">POOR</th> <th colspan="2">FAIR</th> <th colspan="2">GOOD</th> <th colspan="2">EXC.</th> </tr> <tr><td> </td><td> </td><td> </td><td> </td><td> </td><td> </td><td> </td><td> </td><td> </td><td> </td></tr> <tr><td> </td><td> </td><td> </td><td> </td><td> </td><td> </td><td> </td><td> </td><td> </td><td> </td></tr> <tr><td> </td><td> </td><td> </td><td> </td><td> </td><td> </td><td> </td><td> </td><td> </td><td> </td></tr> <tr><td> </td><td> </td><td> </td><td> </td><td> </td><td> </td><td> </td><td> </td><td> </td><td> </td></tr> <tr><td> </td><td> </td><td> </td><td> </td><td> </td><td> </td><td> </td><td> </td><td> </td><td> </td></tr> <tr><td> </td><td> </td><td> </td><td> </td><td> </td><td> </td><td> </td><td> </td><td> </td><td> </td></tr> <tr><td> </td><td> </td><td> </td><td> </td><td> </td><td> </td><td> </td><td> </td><td> </td><td> </td></tr> <tr><td> </td><td> </td><td> </td><td> </td><td> </td><td> </td><td> </td><td> </td><td> </td><td> </td></tr> <tr><td> </td><td> </td><td> </td><td> </td><td> </td><td> </td><td> </td><td> </td><td> </td><td> </td></tr> <tr><td> </td><td> </td><td> </td><td> </td><td> </td><td> </td><td> </td><td> </td><td> </td><td> </td></tr> <tr> <td>10</td><td>20</td><td>30</td><td>40</td><td>50</td><td>60</td><td>70</td><td>80</td><td>90</td><td>100</td> </tr> </table> | V. POOR | | POOR | | FAIR | | GOOD | | EXC. | | | | | | | | | | | | | | | | | | | | | | | | | | | | | | | | | | | | | | | | | | | | | | | | | | | | | | | | | | | | | | | | | | | | | | | | | | | | | | | | | | | | | | | | | | | | | | | | | | | | | | 10 | 20 | 30 | 40 | 50 | 60 | 70 | 80 | 90 | 100 | <p>RQD %</p> <div style="border: 1px solid black; padding: 2px; margin-bottom: 10px;">Core pieces ≥ 10cm</div> <p style="text-align: center;">J_n</p> <div style="border: 1px solid black; padding: 2px;">Number of joint sets</div> | | | | | | | | | | | | | | | | | | | | | | | | | | | | | | | | | | | | | | | | | | | | | | | | | | | | | | |
|---|---|------------|-----------------|------------|------------|------|------|------|------|------|---|---|---|---|------|--|--|--|--|--|--|--|--|--|--|--|--|--|--|--|--|--|--|--|--|--|--|--|--|--|--|--|--|--|--|--|--|--|--|--|--|--|--|--|--|--|--|--|--|--|--|--|--|--|--|--|------|-----|-----|------|-----|------|-----|---------|-------|-------------|-----------------|------------|--|--------|----------|------|--|--|--|--|--|--|--|--|--|--|--|--|--|--|--|--|--|--|--|--|--|--|--|--|--|--|--|--|--|----|----|----|----|----|----|----|----|----|-----|--|--|--|--|--|--|--|--|--|--|--|--|----|----|----|---|----|----|---|---|---|---|-----|--|--|--|--|--|--|--|--|--|--|--|--|--|--|--|----|----|----|----|---|---|---|----|---|---|---|---|---|---|---|------|---|
| | V. POOR | | POOR | | FAIR | | GOOD | | EXC. | | | | | | | | | | | | | | | | | | | | | | | | | | | | | | | | | | | | | | | | | | | | | | | | | | | | | | | | | | | | | | | | | | | | | | | | | | | | | | | | | | | | | | | | | | | | | | | | | | | | | | | | | | | | | | | | | | | | | | | | | | | | | | | | | | | | | | | | | | | | | | | | | | | | | | | | | | | | | | | | | | | | | | | |
| | | | | | | | | | | | | | | | | | | | | | | | | | | | | | | | | | | | | | | | | | | | | | | | | | | | | | | | | | | | | | | | | | | | | | | | | | | | | | | | | | | | | | | | | | | | | | | | | | | | | | | | | | | | | | | | | | | | | | | | | | | | | | | | | | | | | | | | | | | | | | | | | | | | | | | | | | | | | | | | | | | | | | | | | | | | | | | | | |
| | | | | | | | | | | | | | | | | | | | | | | | | | | | | | | | | | | | | | | | | | | | | | | | | | | | | | | | | | | | | | | | | | | | | | | | | | | | | | | | | | | | | | | | | | | | | | | | | | | | | | | | | | | | | | | | | | | | | | | | | | | | | | | | | | | | | | | | | | | | | | | | | | | | | | | | | | | | | | | | | | | | | | | | | | | | | | | | | |
| | | | | | | | | | | | | | | | | | | | | | | | | | | | | | | | | | | | | | | | | | | | | | | | | | | | | | | | | | | | | | | | | | | | | | | | | | | | | | | | | | | | | | | | | | | | | | | | | | | | | | | | | | | | | | | | | | | | | | | | | | | | | | | | | | | | | | | | | | | | | | | | | | | | | | | | | | | | | | | | | | | | | | | | | | | | | | | | | |
| | | | | | | | | | | | | | | | | | | | | | | | | | | | | | | | | | | | | | | | | | | | | | | | | | | | | | | | | | | | | | | | | | | | | | | | | | | | | | | | | | | | | | | | | | | | | | | | | | | | | | | | | | | | | | | | | | | | | | | | | | | | | | | | | | | | | | | | | | | | | | | | | | | | | | | | | | | | | | | | | | | | | | | | | | | | | | | | | |
| | | | | | | | | | | | | | | | | | | | | | | | | | | | | | | | | | | | | | | | | | | | | | | | | | | | | | | | | | | | | | | | | | | | | | | | | | | | | | | | | | | | | | | | | | | | | | | | | | | | | | | | | | | | | | | | | | | | | | | | | | | | | | | | | | | | | | | | | | | | | | | | | | | | | | | | | | | | | | | | | | | | | | | | | | | | | | | | | |
| | | | | | | | | | | | | | | | | | | | | | | | | | | | | | | | | | | | | | | | | | | | | | | | | | | | | | | | | | | | | | | | | | | | | | | | | | | | | | | | | | | | | | | | | | | | | | | | | | | | | | | | | | | | | | | | | | | | | | | | | | | | | | | | | | | | | | | | | | | | | | | | | | | | | | | | | | | | | | | | | | | | | | | | | | | | | | | | | |
| | | | | | | | | | | | | | | | | | | | | | | | | | | | | | | | | | | | | | | | | | | | | | | | | | | | | | | | | | | | | | | | | | | | | | | | | | | | | | | | | | | | | | | | | | | | | | | | | | | | | | | | | | | | | | | | | | | | | | | | | | | | | | | | | | | | | | | | | | | | | | | | | | | | | | | | | | | | | | | | | | | | | | | | | | | | | | | | | |
| | | | | | | | | | | | | | | | | | | | | | | | | | | | | | | | | | | | | | | | | | | | | | | | | | | | | | | | | | | | | | | | | | | | | | | | | | | | | | | | | | | | | | | | | | | | | | | | | | | | | | | | | | | | | | | | | | | | | | | | | | | | | | | | | | | | | | | | | | | | | | | | | | | | | | | | | | | | | | | | | | | | | | | | | | | | | | | | | |
| | | | | | | | | | | | | | | | | | | | | | | | | | | | | | | | | | | | | | | | | | | | | | | | | | | | | | | | | | | | | | | | | | | | | | | | | | | | | | | | | | | | | | | | | | | | | | | | | | | | | | | | | | | | | | | | | | | | | | | | | | | | | | | | | | | | | | | | | | | | | | | | | | | | | | | | | | | | | | | | | | | | | | | | | | | | | | | | | |
| | | | | | | | | | | | | | | | | | | | | | | | | | | | | | | | | | | | | | | | | | | | | | | | | | | | | | | | | | | | | | | | | | | | | | | | | | | | | | | | | | | | | | | | | | | | | | | | | | | | | | | | | | | | | | | | | | | | | | | | | | | | | | | | | | | | | | | | | | | | | | | | | | | | | | | | | | | | | | | | | | | | | | | | | | | | | | | | | |
| 10 | 20 | 30 | 40 | 50 | 60 | 70 | 80 | 90 | 100 | | | | | | | | | | | | | | | | | | | | | | | | | | | | | | | | | | | | | | | | | | | | | | | | | | | | | | | | | | | | | | | | | | | | | | | | | | | | | | | | | | | | | | | | | | | | | | | | | | | | | | | | | | | | | | | | | | | | | | | | | | | | | | | | | | | | | | | | | | | | | | | | | | | | | | | | | | | | | | | | | | | | | | | |
| <table border="1" style="width: 100%; text-align: center;"> <tr> <th>EARTH</th> <th>FOUR</th> <th>THREE</th> <th>TWO</th> <th>ONE</th> <th>NONE</th> </tr> <tr><td> </td><td> </td><td> </td><td> </td><td> </td><td> </td></tr> <tr><td> </td><td> </td><td> </td><td> </td><td> </td><td> </td></tr> <tr><td> </td><td> </td><td> </td><td> </td><td> </td><td> </td></tr> <tr><td> </td><td> </td><td> </td><td> </td><td> </td><td> </td></tr> <tr><td> </td><td> </td><td> </td><td> </td><td> </td><td> </td></tr> <tr><td> </td><td> </td><td> </td><td> </td><td> </td><td> </td></tr> <tr><td> </td><td> </td><td> </td><td> </td><td> </td><td> </td></tr> <tr><td> </td><td> </td><td> </td><td> </td><td> </td><td> </td></tr> <tr><td> </td><td> </td><td> </td><td> </td><td> </td><td> </td></tr> <tr><td> </td><td> </td><td> </td><td> </td><td> </td><td> </td></tr> <tr> <td>20</td><td>15</td><td>12</td><td>9</td><td>6</td><td>4</td><td>3</td><td>2</td><td>1.0</td><td>0.5</td> </tr> </table> | EARTH | FOUR | THREE | TWO | ONE | NONE | | | | | | | | | | | | | | | | | | | | | | | | | | | | | | | | | | | | | | | | | | | | | | | | | | | | | | | | | | | | | 20 | 15 | 12 | 9 | 6 | 4 | 3 | 2 | 1.0 | 0.5 | | | | | | | | | | | | | | | | | | | | | | | | | | | | | | | | | | | | | | | | | | | | | | | | | | | | | | | | | | | | | | | | | | | | | | | | | | | | | | | | | | | | | | | | | | | | | | | | | | | | |
| EARTH | FOUR | THREE | TWO | ONE | NONE | | | | | | | | | | | | | | | | | | | | | | | | | | | | | | | | | | | | | | | | | | | | | | | | | | | | | | | | | | | | | | | | | | | | | | | | | | | | | | | | | | | | | | | | | | | | | | | | | | | | | | | | | | | | | | | | | | | | | | | | | | | | | | | | | | | | | | | | | | | | | | | | | | | | | | | | | | | | | | | | | | | | | | | | | | | |
| | | | | | | | | | | | | | | | | | | | | | | | | | | | | | | | | | | | | | | | | | | | | | | | | | | | | | | | | | | | | | | | | | | | | | | | | | | | | | | | | | | | | | | | | | | | | | | | | | | | | | | | | | | | | | | | | | | | | | | | | | | | | | | | | | | | | | | | | | | | | | | | | | | | | | | | | | | | | | | | | | | | | | | | | | | | | | | | | |
| | | | | | | | | | | | | | | | | | | | | | | | | | | | | | | | | | | | | | | | | | | | | | | | | | | | | | | | | | | | | | | | | | | | | | | | | | | | | | | | | | | | | | | | | | | | | | | | | | | | | | | | | | | | | | | | | | | | | | | | | | | | | | | | | | | | | | | | | | | | | | | | | | | | | | | | | | | | | | | | | | | | | | | | | | | | | | | | | |
| | | | | | | | | | | | | | | | | | | | | | | | | | | | | | | | | | | | | | | | | | | | | | | | | | | | | | | | | | | | | | | | | | | | | | | | | | | | | | | | | | | | | | | | | | | | | | | | | | | | | | | | | | | | | | | | | | | | | | | | | | | | | | | | | | | | | | | | | | | | | | | | | | | | | | | | | | | | | | | | | | | | | | | | | | | | | | | | | |
| | | | | | | | | | | | | | | | | | | | | | | | | | | | | | | | | | | | | | | | | | | | | | | | | | | | | | | | | | | | | | | | | | | | | | | | | | | | | | | | | | | | | | | | | | | | | | | | | | | | | | | | | | | | | | | | | | | | | | | | | | | | | | | | | | | | | | | | | | | | | | | | | | | | | | | | | | | | | | | | | | | | | | | | | | | | | | | | | |
| | | | | | | | | | | | | | | | | | | | | | | | | | | | | | | | | | | | | | | | | | | | | | | | | | | | | | | | | | | | | | | | | | | | | | | | | | | | | | | | | | | | | | | | | | | | | | | | | | | | | | | | | | | | | | | | | | | | | | | | | | | | | | | | | | | | | | | | | | | | | | | | | | | | | | | | | | | | | | | | | | | | | | | | | | | | | | | | | |
| | | | | | | | | | | | | | | | | | | | | | | | | | | | | | | | | | | | | | | | | | | | | | | | | | | | | | | | | | | | | | | | | | | | | | | | | | | | | | | | | | | | | | | | | | | | | | | | | | | | | | | | | | | | | | | | | | | | | | | | | | | | | | | | | | | | | | | | | | | | | | | | | | | | | | | | | | | | | | | | | | | | | | | | | | | | | | | | | |
| | | | | | | | | | | | | | | | | | | | | | | | | | | | | | | | | | | | | | | | | | | | | | | | | | | | | | | | | | | | | | | | | | | | | | | | | | | | | | | | | | | | | | | | | | | | | | | | | | | | | | | | | | | | | | | | | | | | | | | | | | | | | | | | | | | | | | | | | | | | | | | | | | | | | | | | | | | | | | | | | | | | | | | | | | | | | | | | | |
| | | | | | | | | | | | | | | | | | | | | | | | | | | | | | | | | | | | | | | | | | | | | | | | | | | | | | | | | | | | | | | | | | | | | | | | | | | | | | | | | | | | | | | | | | | | | | | | | | | | | | | | | | | | | | | | | | | | | | | | | | | | | | | | | | | | | | | | | | | | | | | | | | | | | | | | | | | | | | | | | | | | | | | | | | | | | | | | | |
| | | | | | | | | | | | | | | | | | | | | | | | | | | | | | | | | | | | | | | | | | | | | | | | | | | | | | | | | | | | | | | | | | | | | | | | | | | | | | | | | | | | | | | | | | | | | | | | | | | | | | | | | | | | | | | | | | | | | | | | | | | | | | | | | | | | | | | | | | | | | | | | | | | | | | | | | | | | | | | | | | | | | | | | | | | | | | | | | |
| | | | | | | | | | | | | | | | | | | | | | | | | | | | | | | | | | | | | | | | | | | | | | | | | | | | | | | | | | | | | | | | | | | | | | | | | | | | | | | | | | | | | | | | | | | | | | | | | | | | | | | | | | | | | | | | | | | | | | | | | | | | | | | | | | | | | | | | | | | | | | | | | | | | | | | | | | | | | | | | | | | | | | | | | | | | | | | | | |
| 20 | 15 | 12 | 9 | 6 | 4 | 3 | 2 | 1.0 | 0.5 | | | | | | | | | | | | | | | | | | | | | | | | | | | | | | | | | | | | | | | | | | | | | | | | | | | | | | | | | | | | | | | | | | | | | | | | | | | | | | | | | | | | | | | | | | | | | | | | | | | | | | | | | | | | | | | | | | | | | | | | | | | | | | | | | | | | | | | | | | | | | | | | | | | | | | | | | | | | | | | | | | | | | | | |
| TAN (ϕ_r) and TAN (ϕ_p) | <table border="1" style="width: 100%; text-align: center;"> <tr> <th>FILLS</th> <th colspan="2">PLANAR</th> <th colspan="2">UNDULATING</th> <th>DISC</th> </tr> <tr><td> </td><td> </td><td> </td><td> </td><td> </td><td> </td></tr> <tr><td> </td><td> </td><td> </td><td> </td><td> </td><td> </td></tr> <tr><td> </td><td> </td><td> </td><td> </td><td> </td><td> </td></tr> <tr><td> </td><td> </td><td> </td><td> </td><td> </td><td> </td></tr> <tr><td> </td><td> </td><td> </td><td> </td><td> </td><td> </td></tr> <tr><td> </td><td> </td><td> </td><td> </td><td> </td><td> </td></tr> <tr><td> </td><td> </td><td> </td><td> </td><td> </td><td> </td></tr> <tr><td> </td><td> </td><td> </td><td> </td><td> </td><td> </td></tr> <tr><td> </td><td> </td><td> </td><td> </td><td> </td><td> </td></tr> <tr><td> </td><td> </td><td> </td><td> </td><td> </td><td> </td></tr> <tr> <td>10</td><td>0.5</td><td>1.0</td><td>1.5</td><td>1.5</td><td>2</td><td>3</td><td>4</td> </tr> </table> <table border="1" style="width: 100%; text-align: center;"> <tr> <th colspan="2">THICK FILLS</th> <th colspan="2">THIN FILLS</th> <th>COATED</th> <th>UNFILLED</th> <th>HEAL</th> </tr> <tr><td> </td><td> </td><td> </td><td> </td><td> </td><td> </td><td> </td></tr> <tr><td> </td><td> </td><td> </td><td> </td><td> </td><td> </td><td> </td></tr> <tr><td> </td><td> </td><td> </td><td> </td><td> </td><td> </td><td> </td></tr> <tr><td> </td><td> </td><td> </td><td> </td><td> </td><td> </td><td> </td></tr> <tr><td> </td><td> </td><td> </td><td> </td><td> </td><td> </td><td> </td></tr> <tr><td> </td><td> </td><td> </td><td> </td><td> </td><td> </td><td> </td></tr> <tr><td> </td><td> </td><td> </td><td> </td><td> </td><td> </td><td> </td></tr> <tr><td> </td><td> </td><td> </td><td> </td><td> </td><td> </td><td> </td></tr> <tr><td> </td><td> </td><td> </td><td> </td><td> </td><td> </td><td> </td></tr> <tr><td> </td><td> </td><td> </td><td> </td><td> </td><td> </td><td> </td></tr> <tr><td> </td><td> </td><td> </td><td> </td><td> </td><td> </td><td> </td></tr> <tr> <td>20</td><td>13</td><td>12</td><td>10</td><td>8</td><td>6</td><td>5</td><td>12</td><td>8</td><td>6</td><td>4</td><td>4</td><td>3</td><td>2</td><td>1</td><td>0.75</td> </tr> </table> | FILLS | PLANAR | | UNDULATING | | DISC | | | | | | | | | | | | | | | | | | | | | | | | | | | | | | | | | | | | | | | | | | | | | | | | | | | | | | | | | | | | | 10 | 0.5 | 1.0 | 1.5 | 1.5 | 2 | 3 | 4 | THICK FILLS | | THIN FILLS | | COATED | UNFILLED | HEAL | | | | | | | | | | | | | | | | | | | | | | | | | | | | | | | | | | | | | | | | | | | | | | | | | | | | | | | | | | | | | | | | | | | | | | | | | | | | | | 20 | 13 | 12 | 10 | 8 | 6 | 5 | 12 | 8 | 6 | 4 | 4 | 3 | 2 | 1 | 0.75 | <p style="text-align: center;">J_r</p> <div style="border: 1px solid black; padding: 2px;">Joint roughness - least favourable</div> <p style="text-align: center;">J_a</p> <div style="border: 1px solid black; padding: 2px;">Joint alteration - least favourable</div> |
| | FILLS | PLANAR | | UNDULATING | | DISC | | | | | | | | | | | | | | | | | | | | | | | | | | | | | | | | | | | | | | | | | | | | | | | | | | | | | | | | | | | | | | | | | | | | | | | | | | | | | | | | | | | | | | | | | | | | | | | | | | | | | | | | | | | | | | | | | | | | | | | | | | | | | | | | | | | | | | | | | | | | | | | | | | | | | | | | | | | | | | | | | | | | | | | | | | |
| | | | | | | | | | | | | | | | | | | | | | | | | | | | | | | | | | | | | | | | | | | | | | | | | | | | | | | | | | | | | | | | | | | | | | | | | | | | | | | | | | | | | | | | | | | | | | | | | | | | | | | | | | | | | | | | | | | | | | | | | | | | | | | | | | | | | | | | | | | | | | | | | | | | | | | | | | | | | | | | | | | | | | | | | | | | | | | | | |
| | | | | | | | | | | | | | | | | | | | | | | | | | | | | | | | | | | | | | | | | | | | | | | | | | | | | | | | | | | | | | | | | | | | | | | | | | | | | | | | | | | | | | | | | | | | | | | | | | | | | | | | | | | | | | | | | | | | | | | | | | | | | | | | | | | | | | | | | | | | | | | | | | | | | | | | | | | | | | | | | | | | | | | | | | | | | | | | | |
| | | | | | | | | | | | | | | | | | | | | | | | | | | | | | | | | | | | | | | | | | | | | | | | | | | | | | | | | | | | | | | | | | | | | | | | | | | | | | | | | | | | | | | | | | | | | | | | | | | | | | | | | | | | | | | | | | | | | | | | | | | | | | | | | | | | | | | | | | | | | | | | | | | | | | | | | | | | | | | | | | | | | | | | | | | | | | | | | |
| | | | | | | | | | | | | | | | | | | | | | | | | | | | | | | | | | | | | | | | | | | | | | | | | | | | | | | | | | | | | | | | | | | | | | | | | | | | | | | | | | | | | | | | | | | | | | | | | | | | | | | | | | | | | | | | | | | | | | | | | | | | | | | | | | | | | | | | | | | | | | | | | | | | | | | | | | | | | | | | | | | | | | | | | | | | | | | | | |
| | | | | | | | | | | | | | | | | | | | | | | | | | | | | | | | | | | | | | | | | | | | | | | | | | | | | | | | | | | | | | | | | | | | | | | | | | | | | | | | | | | | | | | | | | | | | | | | | | | | | | | | | | | | | | | | | | | | | | | | | | | | | | | | | | | | | | | | | | | | | | | | | | | | | | | | | | | | | | | | | | | | | | | | | | | | | | | | | |
| | | | | | | | | | | | | | | | | | | | | | | | | | | | | | | | | | | | | | | | | | | | | | | | | | | | | | | | | | | | | | | | | | | | | | | | | | | | | | | | | | | | | | | | | | | | | | | | | | | | | | | | | | | | | | | | | | | | | | | | | | | | | | | | | | | | | | | | | | | | | | | | | | | | | | | | | | | | | | | | | | | | | | | | | | | | | | | | | |
| | | | | | | | | | | | | | | | | | | | | | | | | | | | | | | | | | | | | | | | | | | | | | | | | | | | | | | | | | | | | | | | | | | | | | | | | | | | | | | | | | | | | | | | | | | | | | | | | | | | | | | | | | | | | | | | | | | | | | | | | | | | | | | | | | | | | | | | | | | | | | | | | | | | | | | | | | | | | | | | | | | | | | | | | | | | | | | | | |
| | | | | | | | | | | | | | | | | | | | | | | | | | | | | | | | | | | | | | | | | | | | | | | | | | | | | | | | | | | | | | | | | | | | | | | | | | | | | | | | | | | | | | | | | | | | | | | | | | | | | | | | | | | | | | | | | | | | | | | | | | | | | | | | | | | | | | | | | | | | | | | | | | | | | | | | | | | | | | | | | | | | | | | | | | | | | | | | | |
| | | | | | | | | | | | | | | | | | | | | | | | | | | | | | | | | | | | | | | | | | | | | | | | | | | | | | | | | | | | | | | | | | | | | | | | | | | | | | | | | | | | | | | | | | | | | | | | | | | | | | | | | | | | | | | | | | | | | | | | | | | | | | | | | | | | | | | | | | | | | | | | | | | | | | | | | | | | | | | | | | | | | | | | | | | | | | | | | |
| | | | | | | | | | | | | | | | | | | | | | | | | | | | | | | | | | | | | | | | | | | | | | | | | | | | | | | | | | | | | | | | | | | | | | | | | | | | | | | | | | | | | | | | | | | | | | | | | | | | | | | | | | | | | | | | | | | | | | | | | | | | | | | | | | | | | | | | | | | | | | | | | | | | | | | | | | | | | | | | | | | | | | | | | | | | | | | | | |
| 10 | 0.5 | 1.0 | 1.5 | 1.5 | 2 | 3 | 4 | | | | | | | | | | | | | | | | | | | | | | | | | | | | | | | | | | | | | | | | | | | | | | | | | | | | | | | | | | | | | | | | | | | | | | | | | | | | | | | | | | | | | | | | | | | | | | | | | | | | | | | | | | | | | | | | | | | | | | | | | | | | | | | | | | | | | | | | | | | | | | | | | | | | | | | | | | | | | | | | | | | | | | | | | |
| THICK FILLS | | THIN FILLS | | COATED | UNFILLED | HEAL | | | | | | | | | | | | | | | | | | | | | | | | | | | | | | | | | | | | | | | | | | | | | | | | | | | | | | | | | | | | | | | | | | | | | | | | | | | | | | | | | | | | | | | | | | | | | | | | | | | | | | | | | | | | | | | | | | | | | | | | | | | | | | | | | | | | | | | | | | | | | | | | | | | | | | | | | | | | | | | | | | | | | | | | | | |
| | | | | | | | | | | | | | | | | | | | | | | | | | | | | | | | | | | | | | | | | | | | | | | | | | | | | | | | | | | | | | | | | | | | | | | | | | | | | | | | | | | | | | | | | | | | | | | | | | | | | | | | | | | | | | | | | | | | | | | | | | | | | | | | | | | | | | | | | | | | | | | | | | | | | | | | | | | | | | | | | | | | | | | | | | | | | | | | | |
| | | | | | | | | | | | | | | | | | | | | | | | | | | | | | | | | | | | | | | | | | | | | | | | | | | | | | | | | | | | | | | | | | | | | | | | | | | | | | | | | | | | | | | | | | | | | | | | | | | | | | | | | | | | | | | | | | | | | | | | | | | | | | | | | | | | | | | | | | | | | | | | | | | | | | | | | | | | | | | | | | | | | | | | | | | | | | | | | |
| | | | | | | | | | | | | | | | | | | | | | | | | | | | | | | | | | | | | | | | | | | | | | | | | | | | | | | | | | | | | | | | | | | | | | | | | | | | | | | | | | | | | | | | | | | | | | | | | | | | | | | | | | | | | | | | | | | | | | | | | | | | | | | | | | | | | | | | | | | | | | | | | | | | | | | | | | | | | | | | | | | | | | | | | | | | | | | | | |
| | | | | | | | | | | | | | | | | | | | | | | | | | | | | | | | | | | | | | | | | | | | | | | | | | | | | | | | | | | | | | | | | | | | | | | | | | | | | | | | | | | | | | | | | | | | | | | | | | | | | | | | | | | | | | | | | | | | | | | | | | | | | | | | | | | | | | | | | | | | | | | | | | | | | | | | | | | | | | | | | | | | | | | | | | | | | | | | | |
| | | | | | | | | | | | | | | | | | | | | | | | | | | | | | | | | | | | | | | | | | | | | | | | | | | | | | | | | | | | | | | | | | | | | | | | | | | | | | | | | | | | | | | | | | | | | | | | | | | | | | | | | | | | | | | | | | | | | | | | | | | | | | | | | | | | | | | | | | | | | | | | | | | | | | | | | | | | | | | | | | | | | | | | | | | | | | | | | |
| | | | | | | | | | | | | | | | | | | | | | | | | | | | | | | | | | | | | | | | | | | | | | | | | | | | | | | | | | | | | | | | | | | | | | | | | | | | | | | | | | | | | | | | | | | | | | | | | | | | | | | | | | | | | | | | | | | | | | | | | | | | | | | | | | | | | | | | | | | | | | | | | | | | | | | | | | | | | | | | | | | | | | | | | | | | | | | | | |
| | | | | | | | | | | | | | | | | | | | | | | | | | | | | | | | | | | | | | | | | | | | | | | | | | | | | | | | | | | | | | | | | | | | | | | | | | | | | | | | | | | | | | | | | | | | | | | | | | | | | | | | | | | | | | | | | | | | | | | | | | | | | | | | | | | | | | | | | | | | | | | | | | | | | | | | | | | | | | | | | | | | | | | | | | | | | | | | | |
| | | | | | | | | | | | | | | | | | | | | | | | | | | | | | | | | | | | | | | | | | | | | | | | | | | | | | | | | | | | | | | | | | | | | | | | | | | | | | | | | | | | | | | | | | | | | | | | | | | | | | | | | | | | | | | | | | | | | | | | | | | | | | | | | | | | | | | | | | | | | | | | | | | | | | | | | | | | | | | | | | | | | | | | | | | | | | | | | |
| | | | | | | | | | | | | | | | | | | | | | | | | | | | | | | | | | | | | | | | | | | | | | | | | | | | | | | | | | | | | | | | | | | | | | | | | | | | | | | | | | | | | | | | | | | | | | | | | | | | | | | | | | | | | | | | | | | | | | | | | | | | | | | | | | | | | | | | | | | | | | | | | | | | | | | | | | | | | | | | | | | | | | | | | | | | | | | | | |
| | | | | | | | | | | | | | | | | | | | | | | | | | | | | | | | | | | | | | | | | | | | | | | | | | | | | | | | | | | | | | | | | | | | | | | | | | | | | | | | | | | | | | | | | | | | | | | | | | | | | | | | | | | | | | | | | | | | | | | | | | | | | | | | | | | | | | | | | | | | | | | | | | | | | | | | | | | | | | | | | | | | | | | | | | | | | | | | | |
| | | | | | | | | | | | | | | | | | | | | | | | | | | | | | | | | | | | | | | | | | | | | | | | | | | | | | | | | | | | | | | | | | | | | | | | | | | | | | | | | | | | | | | | | | | | | | | | | | | | | | | | | | | | | | | | | | | | | | | | | | | | | | | | | | | | | | | | | | | | | | | | | | | | | | | | | | | | | | | | | | | | | | | | | | | | | | | | | |
| 20 | 13 | 12 | 10 | 8 | 6 | 5 | 12 | 8 | 6 | 4 | 4 | 3 | 2 | 1 | 0.75 | | | | | | | | | | | | | | | | | | | | | | | | | | | | | | | | | | | | | | | | | | | | | | | | | | | | | | | | | | | | | | | | | | | | | | | | | | | | | | | | | | | | | | | | | | | | | | | | | | | | | | | | | | | | | | | | | | | | | | | | | | | | | | | | | | | | | | | | | | | | | | | | | | | | | | | | | | | | | | | | | |
| <table border="1" style="width: 100%; text-align: center;"> <tr> <th colspan="2">EXC. INFLOWS</th> <th colspan="2">HIGH PRESS</th> <th>WET</th> <th>DRY</th> </tr> <tr><td> </td><td> </td><td> </td><td> </td><td> </td><td> </td></tr> <tr><td> </td><td> </td><td> </td><td> </td><td> </td><td> </td></tr> <tr><td> </td><td> </td><td> </td><td> </td><td> </td><td> </td></tr> <tr><td> </td><td> </td><td> </td><td> </td><td> </td><td> </td></tr> <tr><td> </td><td> </td><td> </td><td> </td><td> </td><td> </td></tr> <tr><td> </td><td> </td><td> </td><td> </td><td> </td><td> </td></tr> <tr><td> </td><td> </td><td> </td><td> </td><td> </td><td> </td></tr> <tr><td> </td><td> </td><td> </td><td> </td><td> </td><td> </td></tr> <tr><td> </td><td> </td><td> </td><td> </td><td> </td><td> </td></tr> <tr><td> </td><td> </td><td> </td><td> </td><td> </td><td> </td></tr> <tr> <td>0.05</td><td>0.1</td><td>0.2</td><td>0.33</td><td>0.5</td><td>0.66</td><td>1.0</td> </tr> </table> <table border="1" style="width: 100%; text-align: center;"> <tr> <th>SQUEEZE</th> <th>SWELL</th> <th>FAULTS</th> <th colspan="2">STRESS/STRENGTH</th> </tr> <tr><td> </td><td> </td><td> </td><td> </td><td> </td></tr> <tr><td> </td><td> </td><td> </td><td> </td><td> </td></tr> <tr><td> </td><td> </td><td> </td><td> </td><td> </td></tr> <tr><td> </td><td> </td><td> </td><td> </td><td> </td></tr> <tr><td> </td><td> </td><td> </td><td> </td><td> </td></tr> <tr><td> </td><td> </td><td> </td><td> </td><td> </td></tr> <tr><td> </td><td> </td><td> </td><td> </td><td> </td></tr> <tr><td> </td><td> </td><td> </td><td> </td><td> </td></tr> <tr><td> </td><td> </td><td> </td><td> </td><td> </td></tr> <tr><td> </td><td> </td><td> </td><td> </td><td> </td></tr> <tr><td> </td><td> </td><td> </td><td> </td><td> </td></tr> <tr> <td>20</td><td>15</td><td>10</td><td>5</td><td>20</td><td>10</td><td>5</td><td>2</td><td>5</td><td>1</td><td>2.5</td> </tr> </table> | EXC. INFLOWS | | HIGH PRESS | | WET | DRY | | | | | | | | | | | | | | | | | | | | | | | | | | | | | | | | | | | | | | | | | | | | | | | | | | | | | | | | | | | | | 0.05 | 0.1 | 0.2 | 0.33 | 0.5 | 0.66 | 1.0 | SQUEEZE | SWELL | FAULTS | STRESS/STRENGTH | | | | | | | | | | | | | | | | | | | | | | | | | | | | | | | | | | | | | | | | | | | | | | | | | | | | | | | | | 20 | 15 | 10 | 5 | 20 | 10 | 5 | 2 | 5 | 1 | 2.5 | <p style="text-align: center;">J_w</p> <div style="border: 1px solid black; padding: 2px;">Joint water pressure</div> <p style="text-align: center;">SRF</p> <div style="border: 1px solid black; padding: 2px;">Stress reduction factor</div> | | | | | | | | | | | | | | | | | | | | | | | | | | | | | | | |
| EXC. INFLOWS | | HIGH PRESS | | WET | DRY | | | | | | | | | | | | | | | | | | | | | | | | | | | | | | | | | | | | | | | | | | | | | | | | | | | | | | | | | | | | | | | | | | | | | | | | | | | | | | | | | | | | | | | | | | | | | | | | | | | | | | | | | | | | | | | | | | | | | | | | | | | | | | | | | | | | | | | | | | | | | | | | | | | | | | | | | | | | | | | | | | | | | | | | | | | |
| | | | | | | | | | | | | | | | | | | | | | | | | | | | | | | | | | | | | | | | | | | | | | | | | | | | | | | | | | | | | | | | | | | | | | | | | | | | | | | | | | | | | | | | | | | | | | | | | | | | | | | | | | | | | | | | | | | | | | | | | | | | | | | | | | | | | | | | | | | | | | | | | | | | | | | | | | | | | | | | | | | | | | | | | | | | | | | | | |
| | | | | | | | | | | | | | | | | | | | | | | | | | | | | | | | | | | | | | | | | | | | | | | | | | | | | | | | | | | | | | | | | | | | | | | | | | | | | | | | | | | | | | | | | | | | | | | | | | | | | | | | | | | | | | | | | | | | | | | | | | | | | | | | | | | | | | | | | | | | | | | | | | | | | | | | | | | | | | | | | | | | | | | | | | | | | | | | | |
| | | | | | | | | | | | | | | | | | | | | | | | | | | | | | | | | | | | | | | | | | | | | | | | | | | | | | | | | | | | | | | | | | | | | | | | | | | | | | | | | | | | | | | | | | | | | | | | | | | | | | | | | | | | | | | | | | | | | | | | | | | | | | | | | | | | | | | | | | | | | | | | | | | | | | | | | | | | | | | | | | | | | | | | | | | | | | | | | |
| | | | | | | | | | | | | | | | | | | | | | | | | | | | | | | | | | | | | | | | | | | | | | | | | | | | | | | | | | | | | | | | | | | | | | | | | | | | | | | | | | | | | | | | | | | | | | | | | | | | | | | | | | | | | | | | | | | | | | | | | | | | | | | | | | | | | | | | | | | | | | | | | | | | | | | | | | | | | | | | | | | | | | | | | | | | | | | | | |
| | | | | | | | | | | | | | | | | | | | | | | | | | | | | | | | | | | | | | | | | | | | | | | | | | | | | | | | | | | | | | | | | | | | | | | | | | | | | | | | | | | | | | | | | | | | | | | | | | | | | | | | | | | | | | | | | | | | | | | | | | | | | | | | | | | | | | | | | | | | | | | | | | | | | | | | | | | | | | | | | | | | | | | | | | | | | | | | | |
| | | | | | | | | | | | | | | | | | | | | | | | | | | | | | | | | | | | | | | | | | | | | | | | | | | | | | | | | | | | | | | | | | | | | | | | | | | | | | | | | | | | | | | | | | | | | | | | | | | | | | | | | | | | | | | | | | | | | | | | | | | | | | | | | | | | | | | | | | | | | | | | | | | | | | | | | | | | | | | | | | | | | | | | | | | | | | | | | |
| | | | | | | | | | | | | | | | | | | | | | | | | | | | | | | | | | | | | | | | | | | | | | | | | | | | | | | | | | | | | | | | | | | | | | | | | | | | | | | | | | | | | | | | | | | | | | | | | | | | | | | | | | | | | | | | | | | | | | | | | | | | | | | | | | | | | | | | | | | | | | | | | | | | | | | | | | | | | | | | | | | | | | | | | | | | | | | | | |
| | | | | | | | | | | | | | | | | | | | | | | | | | | | | | | | | | | | | | | | | | | | | | | | | | | | | | | | | | | | | | | | | | | | | | | | | | | | | | | | | | | | | | | | | | | | | | | | | | | | | | | | | | | | | | | | | | | | | | | | | | | | | | | | | | | | | | | | | | | | | | | | | | | | | | | | | | | | | | | | | | | | | | | | | | | | | | | | | |
| | | | | | | | | | | | | | | | | | | | | | | | | | | | | | | | | | | | | | | | | | | | | | | | | | | | | | | | | | | | | | | | | | | | | | | | | | | | | | | | | | | | | | | | | | | | | | | | | | | | | | | | | | | | | | | | | | | | | | | | | | | | | | | | | | | | | | | | | | | | | | | | | | | | | | | | | | | | | | | | | | | | | | | | | | | | | | | | | |
| | | | | | | | | | | | | | | | | | | | | | | | | | | | | | | | | | | | | | | | | | | | | | | | | | | | | | | | | | | | | | | | | | | | | | | | | | | | | | | | | | | | | | | | | | | | | | | | | | | | | | | | | | | | | | | | | | | | | | | | | | | | | | | | | | | | | | | | | | | | | | | | | | | | | | | | | | | | | | | | | | | | | | | | | | | | | | | | | |
| 0.05 | 0.1 | 0.2 | 0.33 | 0.5 | 0.66 | 1.0 | | | | | | | | | | | | | | | | | | | | | | | | | | | | | | | | | | | | | | | | | | | | | | | | | | | | | | | | | | | | | | | | | | | | | | | | | | | | | | | | | | | | | | | | | | | | | | | | | | | | | | | | | | | | | | | | | | | | | | | | | | | | | | | | | | | | | | | | | | | | | | | | | | | | | | | | | | | | | | | | | | | | | | | | | | |
| SQUEEZE | SWELL | FAULTS | STRESS/STRENGTH | | | | | | | | | | | | | | | | | | | | | | | | | | | | | | | | | | | | | | | | | | | | | | | | | | | | | | | | | | | | | | | | | | | | | | | | | | | | | | | | | | | | | | | | | | | | | | | | | | | | | | | | | | | | | | | | | | | | | | | | | | | | | | | | | | | | | | | | | | | | | | | | | | | | | | | | | | | | | | | | | | | | | | | | | | | | | |
| | | | | | | | | | | | | | | | | | | | | | | | | | | | | | | | | | | | | | | | | | | | | | | | | | | | | | | | | | | | | | | | | | | | | | | | | | | | | | | | | | | | | | | | | | | | | | | | | | | | | | | | | | | | | | | | | | | | | | | | | | | | | | | | | | | | | | | | | | | | | | | | | | | | | | | | | | | | | | | | | | | | | | | | | | | | | | | | | |
| | | | | | | | | | | | | | | | | | | | | | | | | | | | | | | | | | | | | | | | | | | | | | | | | | | | | | | | | | | | | | | | | | | | | | | | | | | | | | | | | | | | | | | | | | | | | | | | | | | | | | | | | | | | | | | | | | | | | | | | | | | | | | | | | | | | | | | | | | | | | | | | | | | | | | | | | | | | | | | | | | | | | | | | | | | | | | | | | |
| | | | | | | | | | | | | | | | | | | | | | | | | | | | | | | | | | | | | | | | | | | | | | | | | | | | | | | | | | | | | | | | | | | | | | | | | | | | | | | | | | | | | | | | | | | | | | | | | | | | | | | | | | | | | | | | | | | | | | | | | | | | | | | | | | | | | | | | | | | | | | | | | | | | | | | | | | | | | | | | | | | | | | | | | | | | | | | | | |
| | | | | | | | | | | | | | | | | | | | | | | | | | | | | | | | | | | | | | | | | | | | | | | | | | | | | | | | | | | | | | | | | | | | | | | | | | | | | | | | | | | | | | | | | | | | | | | | | | | | | | | | | | | | | | | | | | | | | | | | | | | | | | | | | | | | | | | | | | | | | | | | | | | | | | | | | | | | | | | | | | | | | | | | | | | | | | | | | |
| | | | | | | | | | | | | | | | | | | | | | | | | | | | | | | | | | | | | | | | | | | | | | | | | | | | | | | | | | | | | | | | | | | | | | | | | | | | | | | | | | | | | | | | | | | | | | | | | | | | | | | | | | | | | | | | | | | | | | | | | | | | | | | | | | | | | | | | | | | | | | | | | | | | | | | | | | | | | | | | | | | | | | | | | | | | | | | | | |
| | | | | | | | | | | | | | | | | | | | | | | | | | | | | | | | | | | | | | | | | | | | | | | | | | | | | | | | | | | | | | | | | | | | | | | | | | | | | | | | | | | | | | | | | | | | | | | | | | | | | | | | | | | | | | | | | | | | | | | | | | | | | | | | | | | | | | | | | | | | | | | | | | | | | | | | | | | | | | | | | | | | | | | | | | | | | | | | | |
| | | | | | | | | | | | | | | | | | | | | | | | | | | | | | | | | | | | | | | | | | | | | | | | | | | | | | | | | | | | | | | | | | | | | | | | | | | | | | | | | | | | | | | | | | | | | | | | | | | | | | | | | | | | | | | | | | | | | | | | | | | | | | | | | | | | | | | | | | | | | | | | | | | | | | | | | | | | | | | | | | | | | | | | | | | | | | | | | |
| | | | | | | | | | | | | | | | | | | | | | | | | | | | | | | | | | | | | | | | | | | | | | | | | | | | | | | | | | | | | | | | | | | | | | | | | | | | | | | | | | | | | | | | | | | | | | | | | | | | | | | | | | | | | | | | | | | | | | | | | | | | | | | | | | | | | | | | | | | | | | | | | | | | | | | | | | | | | | | | | | | | | | | | | | | | | | | | | |
| | | | | | | | | | | | | | | | | | | | | | | | | | | | | | | | | | | | | | | | | | | | | | | | | | | | | | | | | | | | | | | | | | | | | | | | | | | | | | | | | | | | | | | | | | | | | | | | | | | | | | | | | | | | | | | | | | | | | | | | | | | | | | | | | | | | | | | | | | | | | | | | | | | | | | | | | | | | | | | | | | | | | | | | | | | | | | | | | |
| | | | | | | | | | | | | | | | | | | | | | | | | | | | | | | | | | | | | | | | | | | | | | | | | | | | | | | | | | | | | | | | | | | | | | | | | | | | | | | | | | | | | | | | | | | | | | | | | | | | | | | | | | | | | | | | | | | | | | | | | | | | | | | | | | | | | | | | | | | | | | | | | | | | | | | | | | | | | | | | | | | | | | | | | | | | | | | | | |
| | | | | | | | | | | | | | | | | | | | | | | | | | | | | | | | | | | | | | | | | | | | | | | | | | | | | | | | | | | | | | | | | | | | | | | | | | | | | | | | | | | | | | | | | | | | | | | | | | | | | | | | | | | | | | | | | | | | | | | | | | | | | | | | | | | | | | | | | | | | | | | | | | | | | | | | | | | | | | | | | | | | | | | | | | | | | | | | | |
| 20 | 15 | 10 | 5 | 20 | 10 | 5 | 2 | 5 | 1 | 2.5 | | | | | | | | | | | | | | | | | | | | | | | | | | | | | | | | | | | | | | | | | | | | | | | | | | | | | | | | | | | | | | | | | | | | | | | | | | | | | | | | | | | | | | | | | | | | | | | | | | | | | | | | | | | | | | | | | | | | | | | | | | | | | | | | | | | | | | | | | | | | | | | | | | | | | | | | | | | | | | | | | | | | | | |

URCS

DEGREE OF WEATHERING

| REPRESENTATIVE | | ALTERED | WEATHERED | | | |
|------------------------------------|---------------------------------|---------------------------|------------------------------------|---------|--|---------|
| | | | >GRAVEL SIZE | | <SAND SIZE | |
| Micro Fresh State (MFS) A | Visually Fresh State (VFS) B | Stained State (STS) C | Partly Decomposed State (PDS) D | | Completely Decomposed State (CDS) E | |
| UNIT WEIGHT RELATIVE ABSORPTION | | COMPARE TO FRESH STATE | NON- PLASTIC | PLASTIC | NON- PLASTIC | PLASTIC |

ESTIMATED STRENGTH

| REACTION TO IMPACT OF 1 LB. BALLPEEN HAMMER | | | | REMODELING ¹ |
|---|---|---|--|----------------------------------|
| "Rebounds" (Elastic) (RQ) A | "Pits" (Tensional) (PQ) B | "Dents" (Compression) (DQ) C | "Craters" (Shears) (CQ) D | Moldable (Friable) (MQ) E |
| >15000 psi ² >103 MPa | 8000-15000 psi ² 55-103 MPa | 3000-8000 psi ² 21-55 MPa | 1000-3000 psi ² 7-21 MPa | <1000 psi ² <7 MPa |

- (1) Strength Estimated by Soil Mechanics Techniques
 (2) Approximate Unconfined Compressive Strength

DISCONTINUITIES

| VERY LOW PERMEABILITY | | | MAY TRANSMIT WATER | |
|------------------------------------|---------------------------------------|--|--|-------------------------------------|
| Solid (Random Breakage) (SRB) A | Solid (Preferred Breakage) (SPB) B | Solid (Latent Planes Of Separation) (LPS) C | Nonintersecting Open Planes (2-D) D | Intersecting Open Planes (3-D) E |
| | | | ATTITUDE | INTERLOCK |

UNIT WEIGHT

| | | | | |
|--|------------------------------------|-----------------------------------|------------------------------------|-------------------------------------|
| Greater Than 160 pcf 2.55 g/cc A | 150-160 pcf 2.40-2.55 g/cc B | 140-150 pcf 2.25-240 g/cc C | 130-140 pcf 2.10-2.25 g/cc D | Less Than 130 pcf 2.10 g/cc E |
|--|------------------------------------|-----------------------------------|------------------------------------|-------------------------------------|

DESIGN NOTATION

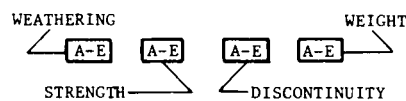
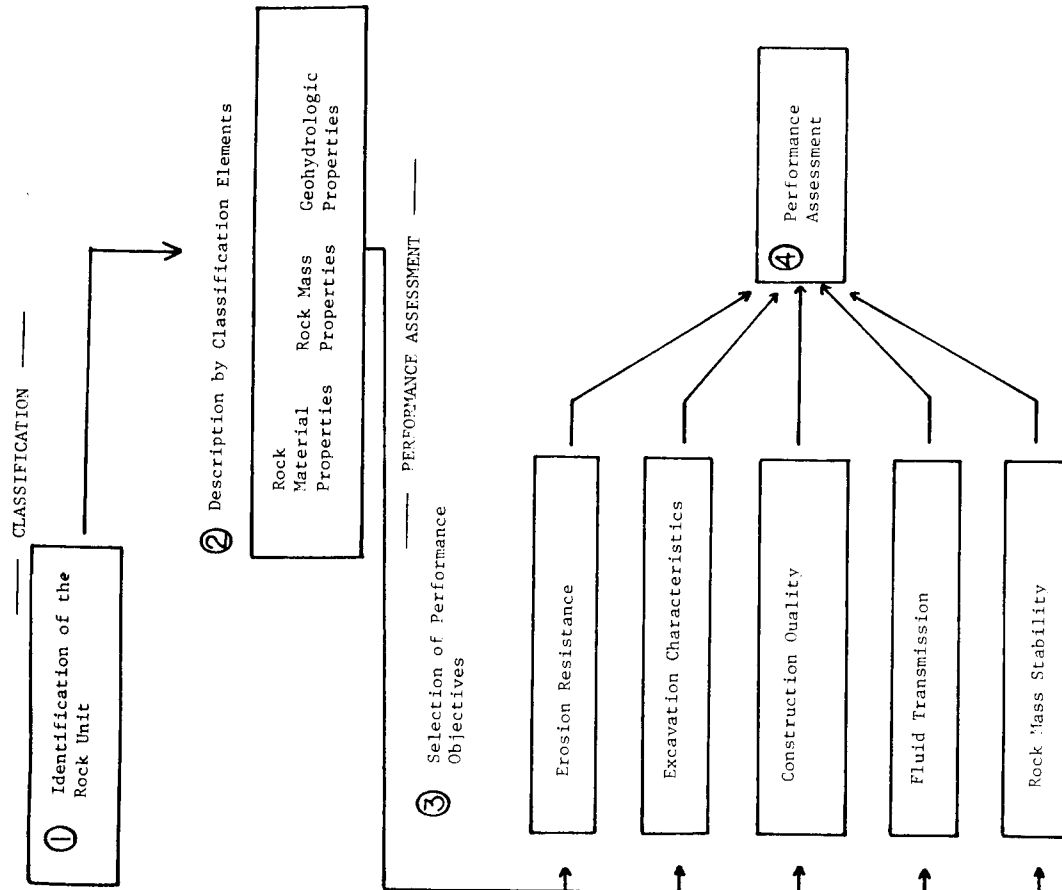


Figure 1. Basic elements of the unified rock classification system.

The following diagram illustrates the procedure:



CLASSIFICATION

ROCK UNIT. A rock unit is an identifiable rock that is consistent in mineral, structural, and hydraulic characteristics. A rock unit can be considered essentially homogeneous for project analysis and for descriptive and mapping purposes. The degree of homogeneity of the rock units at the site of investigation is indicated by assignment of an "outcrop confidence level".

Rock units are delineated by observable and measurable physical features. When a rock unit has been established it can be defined by classification elements and analyzed for performance in relation to selected performance objectives.

CLASSIFICATION ELEMENTS. Classification elements are objective physical properties of the rock unit that define the characteristics of the material. Engineering classification of a rock unit reflects not only the material properties of the rock itself but the structural characteristics of the rock mass in the field, and the interactions between the rock and its system of discontinuities.

(1) **Rock Material Properties:** The lithologic properties of the rock that can be evaluated in hand specimen (and in many instances, in outcrop) and thus can be subject to meaningful inquiry in the laboratory. They include characteristics such as mineralogic composition, grain size, rock hardness, degree of weathering, unconfined compressive strength, porosity, unit weight, and other index properties.

(2) **Rock Mass Properties:** The lithologic properties of the rock that must be evaluated on a macroscopic scale in the field. They include description of tectonic features that are too large to be observed directly in their entirety, such as regional structure, karst features, and lineaments. Rock mass properties include features that cannot be sampled for laboratory analysis, such as fractures, joints, and faults, bedding, schistosity, lineations, as well as the lateral and vertical extent of the rock unit.

(3) **Geohydrologic Properties:** The lithologic properties of the rock that affect the mode of occurrence, location, distribution and flow characteristics of subsurface waters; these properties may include primary and secondary porosity, hydraulic conductivity, transmissivity, and other fluid transmission characteristics.

ROCK CLASSIFICATION PROCESS

The rock classification process involves identifying the rock units at the site of investigation and describing appropriate classification elements. The following outline can be used as a guide in the process. Primary and secondary levels of description are indicated. Additional levels or factors may be added as required for further clarification. Appropriate appendixes are referred to. See Appendix IV for an example of a completed outline.

ROCK UNIT CLASSIFICATION

Project: _____
 Date: _____
 Geologist: _____

1. ROCK UNIT IDENTIFICATION.

The description of each rock unit should include the location and extent of the unit in outcrop or in stratigraphic section which, in turn, should provide an indication of outcrop confidence level. The rock unit can be identified either by name or alpha-numeric designation.

- (a) Designation: (Vishnu schist, Rock Unit L-6, etc.)
- (b) Location: (geographic, station, depth, etc.)
- (c) Outcrop Confidence Level:

2. CLASSIFICATION ELEMENTS.

(a) Rock Material Properties: To be determined by examination and classification of hand specimens, core sections, drill cuttings, outcroppings, and disturbed samples, using standard geological terminology. Typical elements may include:

- Rock formation name: (primary, secondary). See Appendix III
- Mineralogy: (principal and accessory minerals, estimate percent; type of cement; note presence of alterable minerals)
- Texture and fabric:
- Primary porosity: (free-draining or not)
- Discrete rock particle size: (See: Definitions)
- Rock hardness: (See NEH-8, p. 1-13)
- Micro structures: (bedding, foliation, etc.)
- Degree of weathering (URCS): See Appendix I
- Estimated strength (URCS): See Appendix I
- Unit weight (URCS): See Appendix I

(b) Rock Mass Properties: To be determined by geologic mapping, geophysical survey, remote imagery interpretation, core sample analysis, and geomorphic evaluation. Typical elements may include:

- Discontinuities (URCS): See Appendix I
- Strike and dip of formation: (show where measured)
- Joint analysis: (spacing, orientation, separation, description of wall rock: wavy, rough, smooth, or slickensided)
- Joint tightness: (open, cemented, filled, cavernous)
- Other structures: (folds, faults, unconformities, rock unit contacts, random fractures, etc.)
- Geomorphic features: (karst topography, lava flows, lineaments, etc.)
- Voids: (caverns, vugs, sinkholes, lava tubes, etc.): include shape, orientation, type of filling)
- Rock quality designation (RQD):
- Seismic velocity:
- Unified Rock Class: See Appendix I

(c) Geohydrologic Properties: To be determined by pressure testing; water wells, observation wells, drill holes, and/or piezometer data; review of published maps and reports; interpretation of rock material and rock mass properties; dye tests. Typical elements may include:

- Primary porosity: (see: Rock Material Properties)
- Secondary porosity: (see: Rock Material Properties)
- Hydraulic conductivity: See Appendix II
- Transmissivity: See Appendix II
- Storativity/specific yield:
- Soluble rock: (occurrence of limestone, gypsum, or dolomite; also see: Rock Material Properties)
- water table/potentiometric surface: (contour map, dated)
- Aquifer type: (confined or unconfined)

RMFCP

PERFORMANCE ASSESSMENT

PERFORMANCE OBJECTIVES. Performance objectives are selected operational elements or conditions that require an assessment of rock material performance. Five performance objectives are considered.

1. **Erosion Resistance:** Evaluation of the rock to resist erosion in spillways, channels, or other areas where rock material must withstand the stress of flowing water.
2. **Excavation Characteristics:** Evaluation of rock excavation characteristics, including the type of procedure required (rock, common, etc.) and the fragmentation characteristics and blasting response anticipated.
3. **Construction Quality:** Analysis of rock quality for riprap, aggregate, embankment fill, foundation, and other construction requirements.
4. **Fluid Transmission:** Evaluation of rock unit potential for fluid transmission through primary and secondary pores; for investigations concerning reservoir, canal, and dam foundation seepage losses, excavation dewatering, engineering subdrainage for slope stability, point and non-point source pollution, ground water yield for development (water wells, springs, aquifers, and basins), ground water recharge or disposal, and other ground water conditions of concern.
5. **Rock Mass Stability:** Evaluation of rock mass stability in relation to natural and constructed slopes, adequacy as a foundation material, seismic effects, and other construction requirements.

The performance assessment of rock material is developed through the following process:

1. Classification of the rock unit in terms of the CLASSIFICATION ELEMENTS.
2. Selection of appropriate PERFORMANCE OBJECTIVES based upon project requirements or structure conditions.
3. Identification of the levels of rock capability and limitations using the Performance Assessment Tables 1-5.
4. Further description or amplification of the rock capabilities and limitations as required to provide specific performance assessments in support of planning, design, and construction of project elements.

NATM

Table 1 Rock Mass Types.

| Type | Main Rock Mass Types | |
|----------------------------------|--|---|
| A Stable to Overbreaking | Stresses acting on rock mass do not cause major failures | |
| B Friable | Disintegration due to structural weakness and/or lack of interlocking | |
| C Squeezing | Strength of rock mass is exceeded to great depth; this type also includes rock bursts and swelling rock | |
| Type | Rock mass behaviour | Demands on excavation and support for conventional tunnel driving |
| Rock Mass Types in Detail | | |
| A 1 Stable | Minor deformations that decline rapidly, no spalling | No support required, unlimited round length |
| A 2 Overbreaking | Minor deformations that decline rapidly; some spalling at the crown due to discontinuities | Support required in places; round length governed by overbreak |
| B 1 Friable | Minor deformations that decline rapidly; structural weakness and blasting operations lead to loosening and the separation of blocks in the crown and upper wall | Small quantities of systematic support; reduced round length governed by stand-up length; possible support ahead of face |
| B 2 Very Friable | Deformations decline rapidly; poor structural strength, little interlocking, high mobility of rock mass and blasting operations lead to rapid and deep loosening where unsupported | Systematic support except in invert; support of face; subdivision of cross section; systematic support ahead of face (forepoling); round length is dependent on reduced stand-up time and stand-up length |
| B 3 Rolling | Excavation even in small cross sections leads to inflow of rock material; lack of cohesion and interlocking are responsible for insufficient stability | Support ahead of face (forepoling) and improvement of rock mass quality are required to allow advance in small cross sections; systematic support of all excavation surfaces |
| C 1 Rock Bursting | Sudden release of energy leads to explosive rock failure | Closely spaced short rock bolts; stress relief by drilling and relief blasting |
| C 2 Squeezing | Pronounced deformations that take long to decline; development of failure zones and plastic zones in plastic, cohesive rock mass | Systematic support around the cross section; tunnel face is generally stable |
| C 3 Heavily Squeezing | Large deformations, rapid at the beginning, taking long to decline; development of deep reaching failure zones and plastic zones | Extensive support of all excavated surfaces; deformable support is generally necessary, round length is governed by the degree of stability of the face and deformation speed |
| C 4 Flowing | Very low cohesion, low friction, soft and plastic consistency of rock mass; material will flow into the tunnel even through very small unsupported areas | Improvement of rock mass by advance support or special methods is necessary to allow excavation in small sections |
| C 5 Swelling | Rock mass with mineral content that increases in volume by absorbing water, e.g. swelling clay-minerals, salts, anhydrite | Provision of supports capable of resisting the swelling pressure or of reserve space to allow volume increase due to swelling |

NATM

CALCULATION OF SUPPORT FACTOR (SF)

$$SF = [\Sigma(SQ \times RF)] / AR$$

Where

SQ=support quantities (from SQ/m)

RF=rating factors (Table 3)

AR=rating area= $C \times W / 4$ in which

C=circumference of excavated section
without invert

W=maximum width of the cross-section

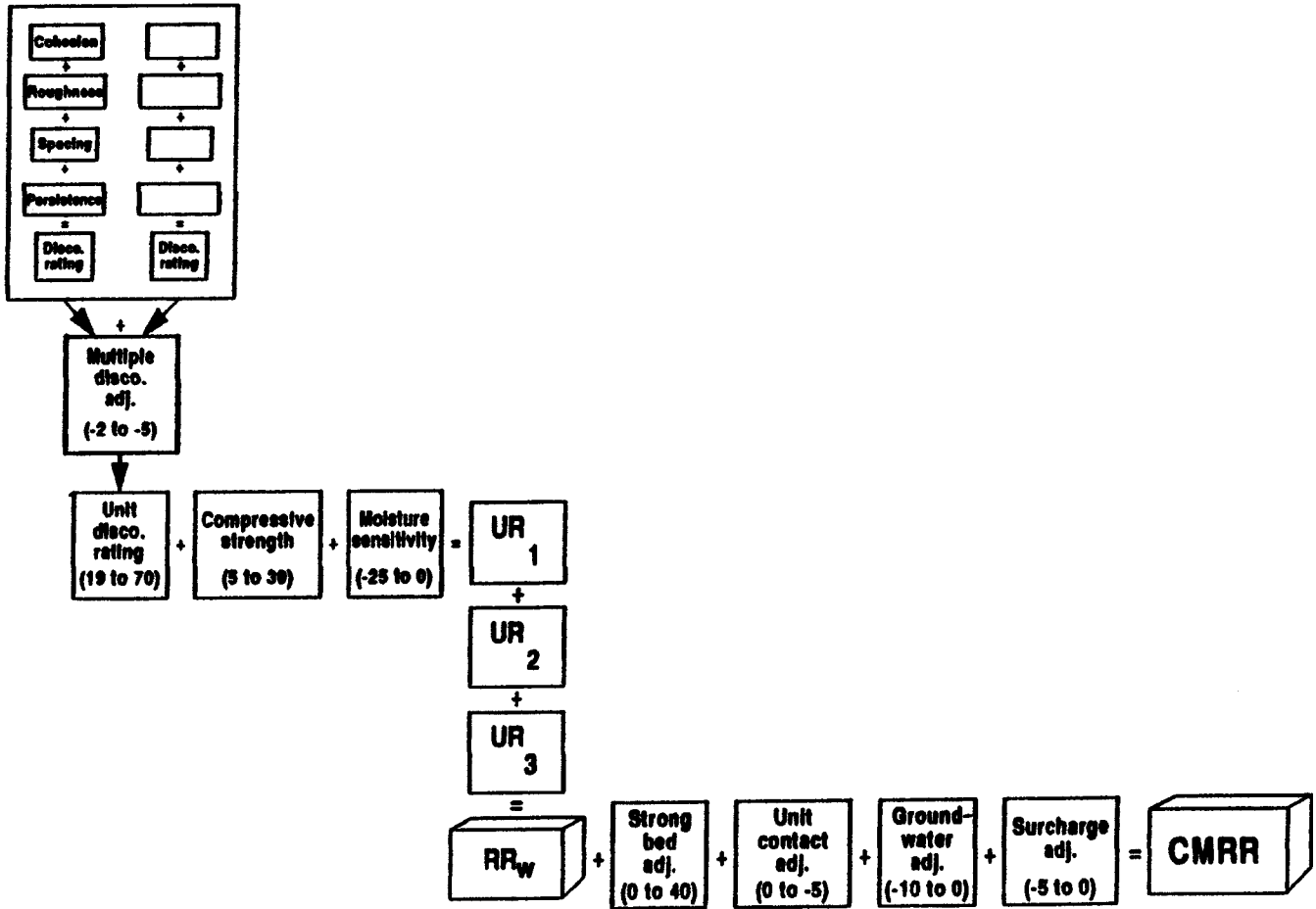
Table 2 Excavation Class Matrix for Cyclical Tunnelling.

| Maximum Round length | Support Factor | | | | | | | | |
|----------------------|----------------|-----|-----|-----|-----|------|------|------|--|
| | 2 | 3 | 4 | 5 | 6 | 7 | 8 | 9 | |
| 1 no limit | 1.0 | 2.0 | 3.0 | 4.5 | 6.8 | 10.0 | 15.0 | 23.0 | |
| 2 4.00 m | | | | | | | | | |
| 3 3.00 m | | | | | | | | | |
| 4 2.20 m | | | | | | | | | |
| 5 1.70 m | | | | | | | | | |
| 6 1.30 m | | | | | | | | | |
| 7 1.00 m | | | | | | | | | |
| 8 0.80 m | | | | | | | | | |
| 9 0.60 m | | | | | | | | | |
| 10 0.48 m | | | | | | | | | |

Table 3 Support Elements and Rating Factors.

| Support element | Rating factor |
|---|---------------|
| Rock Bolts Swellex and expansion bolts m | 1 |
| SN mortar bolts m | 1.5 |
| Selfdrilling bolts m | 2.0 |
| Grouted bolts m | 2.5 |
| Prestressed-mortar bolts m | 3.0 |
| Wire Mesh First layer m ² | 1.0 |
| Second layer m ² | 1.5 |
| Invert m ² | 0.5 |
| Steel arch and load distribution beam m | 2.0 |
| Shotcrete (theoretical quantity) m ³ | 15.0 |
| Deformation slots m | 4.0 |
| Spiles Not mortar embedded spiles m | 0.7 |
| (forepoling) Mortar embedded spiles m | 1.0 |
| Selfdrilling spiles m | 1.5 |
| Grouted spiles m | 2.0 |
| Grouting spiles m | 3.0 |
| Liner plates Lagging m ² | 2.5 |
| Forepoling m ² | 4.0 |

CMRR



-CMRR calculation.

CMRR

IMMERSION TEST

Mine _____ Date _____

Unit No. _____ Tester _____

Sample Description (lithology, bedding, etc.)

| Immersion | | Breakability | |
|----------------------------------|-------------|--------------------|-------------|
| Observation | Rating | Observation | Rating |
| Appearance of Water | | | |
| Clear = 0 | _____ | No Change = 0 | |
| Misty = -2 | | Small Change = -3 | |
| Cloudy = -5 | | Large Change = -10 | |
| Talus Formation | | | |
| None = 0 | | | Total _____ |
| Minor = -2 | _____ | | |
| Major = -5 | | | |
| Cracking of Sample | | | |
| None = 0 | | | |
| Minor-Random = -2 | | | |
| Major-Preferred Orientation = -5 | _____ | | |
| Specimen Breakdown = -15 | | | |
| | Total _____ | | |

IMMERSION TEST

Procedure for Immersion Test

1. Select sample(s) ≈ hand-sized.
2. Test for hand breakability.
3. Rinse specimen (to remove surface dirt, dust, etc.).
4. Immerse in water for 24 h.
5. Observe and rate water appearance, talus formation, and cracking of sample.

Sum Rating for Immersion Test Index.

6. Retest for hand breakability.

Determine Breakability Index.

7. Use the larger negative value of the Immersion Test Index or the Breakability Index as the Weatherability Rating.

Immersion test data sheet.

DATE _____ MINE _____ LOCATION _____ PAGE _____ OF _____ CMRR _____
 TYPE OF EXPOSURE _____ NAME _____

| UNIT | | | | UNIT DISCONTINUITIES | | | | | | | | | |
|---|----------------|-----------|--|--|---|---|------------------------------|---|-----------|---------|--------------------------|--------|-----------------|
| Unit No. | Unit Thickness | Strip Log | Description | Strength | Mohr's Sensitivity | Disco. I.D. | Description | Cohesion | Roughness | Spacing | Persistence Lateral/Vert | Strike | Orientation Dip |
| 3 | | | | | | A. | | | | | | | |
| | | | CONTACT | | | B. | | | | | | | |
| | | | | | | C. | | | | | | | |
| 2 | | | | | | A. | | | | | | | |
| | | | | | | B. | | | | | | | |
| | | | | | | C. | | | | | | | |
| 1 | | | | | | A. | | | | | | | |
| | | | | | | B. | | | | | | | |
| | | | | | | C. | | | | | | | |
| 1 | | | <p>Rebounds > 100 MPa (15,000 psi) Pits 100-200 MPa (15,000 - 30,000 psi) Dents 100-200 MPa (15,000 - 30,000 psi) Craters 20-70 MPa (3,000 - 10,000 psi) Molds 20-70 MPa (3,000 - 10,000 psi)</p> | 1 Rebounds Not Sensitive 2 Pits Slightly Sensitive 3 Dents Moderately Sensitive 4 Craters Severely Sensitive 5 Molds | 1 Strong (>7) Jagged 2 Moderate (4-7) Wavy 3 Weak (1-3) Planar 4 Slickensided (S) 5 | 0-0.9 m (0-3 ft) 0.9-1.8 m (3-6 ft) 2.0 m (10-30 ft) > 9 m (30 ft) | N. NE. E. SE. S. | Horiz. Subhoriz. 45° Subvert. Vert. | | | | | |
| COMMENTS: (Floor Support, etc.) Hammer blows necessary to split bedding with 9-cm (3.5-in) chisel. | | | | | | | | | | | | | |

CMRR field data sheet.

COAL MINE ROOF RATING (CMRR) FIELD DATA SHEET DIRECTIONS

1. Apply classification to entire roof exposure (use several sheets if necessary).
2. Use criteria below each category to classify that category.
3. Begin with a description of each unit and use "strength," "moisture sensitivity," and "persistence" to describe each bed.
4. Next, describe each discontinuity (bedding plane, slickenside, inclusion, crossbed, etc.) within the bed by the criteria provided below each column.
5. Three rows are provided for up to three discontinuities.

Unit - Any distinct rock bed > 15 cm (> 6 in) thick that forms a structural member in the roof.

Discontinuity - Any surface that interrupts the lateral or vertical continuity of a unit or sequence of units (bedding planes, slickensides, shears, joints).

Contact - The interface between roof strata, which may be described as sharp or gradational.

Strength - The compressive strength of the intact rock within a hand sample as indicated by a hammer impact test.

Moisture sensitivity - Immerse sample in water for 24 h to determine its degree of disintegration.

Spacing - Indicate how closely spaced the discontinuities are.

Cohesion - An estimation of the ability of a surface (bedding plane, discontinuity) to resist separation or shear estimated by the number of blows necessary to split the discontinuity with a 9-cm (3.5-in) chisel.

Roughness - Describe the shape of the discontinuity surface as jagged, wavy, or planar.

Orientation - Estimate the orientation of the discontinuity relative to the heading orientation (quadrants). Estimate the dip on the discontinuity.

CMRR field data sheet—Continued.

CMRR

Table 1.—Cohesion-roughness rating

| Roughness | (1) Strong cohesion | (2) Moderate cohesion | (3) Weak cohesion | (4) Slack-sided |
|------------------|---------------------------|-----------------------------|-------------------------|--------------------|
| (1) Jagged . . | 35 | 29 | 24 | 10 |
| (2) Wavy . . . | 35 | 27 | 20 | 10 |
| (3) Planar . . . | 35 | 25 | 16 | 10 |

NOTE.—If unit has no bedding or discontinuities, then apply test to the intact rock. Strong cohesion implies that the discontinuities have no weakening effect on the rock.

Table 2.—Spacing-persistence rating

| Persistence, m (ft) | (1) > 1.8 m (> 6 ft) | (2) 0.6 to 1.8 m (2 to 6 ft) | (3) 20 to 61 cm (8 to 24 in) | (4) 6 to 20 cm (2.5 to 8 in) | (5) < 6 cm (< 2.5 in) |
|------------------------|----------------------------|--|--|--|-----------------------------|
| (1) 0 to 0.9 (0 to 3) | 35 | 30 | 24 | 17 | 9 |
| (2) 0.9 to 3 (3 to 10) | 32 | 27 | 21 | 15 | 9 |
| (3) 3 to 9 (10 to 30) | 30 | 25 | 20 | 13 | 9 |
| (4) > 9 (> 30) | 30 | 25 | 20 | 13 | 9 |

NOTE.—If unit has no bedding or discontinuities, then enter 35. If cohesion is strong, then enter 35.

Table 3.—Multiple discontinuity set adjustment

| <i>Two lowest individual discontinuity ratings both lower than—</i> | <i>Adjustment</i> |
|---|-------------------|
| 30 | -5 |
| 40 | -4 |
| 50 | -2 |

Table 4.—Strength rating

| <i>Strength, MPa (psi)</i> | <i>Rating</i> |
|--------------------------------------|---------------|
| (1) > 103 (> 15,000) | 30 |
| (2) 55 to 103 (8,000 to 15,000) . . | 22 |
| (3) 21 to 55 (3,000 to 8,000) . . . | 15 |
| (4) 7 to 21 (1,000 to 3,000) | 10 |
| (5) < 7 (< 1,000) | 5 |

Table 5.—Moisture sensitivity rating

| <i>Moisture sensitivity</i> | <i>Rating</i> |
|------------------------------------|---------------|
| (1) Not sensitive | 0 |
| (2) Slightly sensitive | -3 |
| (3) Moderately sensitive | -10 |
| (4) Severely sensitive | -25 |

NOTE.—Use immersion test for better accuracy. Apply adjustment only if the unit is exposed as the immediate roof or flowing groundwater is present and if the anticipated service life of entry is long enough to allow decomposition to occur.

CMRR

UNIT RATING (UR) CALCULATION SHEET

Mine Name _____ Date _____

Location _____ Data Collected by _____

1) Calculate the Individual Discontinuity Rating Unit No. _____

| | <u>Discontinuity</u> | | |
|---|---|---|---|
| | Set 1 | Set 2 | Set 3 |
| <i>Cohesion-Roughness (table 1)</i> | <input style="width: 40px; height: 30px;" type="text"/> | <input style="width: 40px; height: 30px;" type="text"/> | <input style="width: 40px; height: 30px;" type="text"/> |
| | + | + | + |
| <i>Spacing-Persistence (table 2)</i> | <input style="width: 40px; height: 30px;" type="text"/> | <input style="width: 40px; height: 30px;" type="text"/> | <input style="width: 40px; height: 30px;" type="text"/> |
| <i>Individual Discontinuity Ratings</i> | <input style="width: 40px; height: 30px;" type="text"/> | <input style="width: 40px; height: 30px;" type="text"/> | <input style="width: 40px; height: 30px;" type="text"/> |

- | | | |
|---|---|--------------------|
| 2) Enter the lowest of the Individual Discontinuity Ratings | <input style="width: 40px; height: 30px;" type="text"/> | |
| | + | |
| 3) If there is more than one Discontinuity set, enter the Multiple Discontinuity Adjustment from table 3. Otherwise, enter 0. | <input style="width: 40px; height: 30px;" type="text"/> | |
| | + | |
| 4) Calculate the Unit Strength (table 4) | <input style="width: 40px; height: 30px;" type="text"/> | |
| | + | |
| 5) Calculate the Unit Moisture Sensitivity (table 5) (this applies only to Unit 1, or if upper Unit is exposed to water) | <input style="width: 40px; height: 30px;" type="text"/> | |
| | <input style="width: 40px; height: 30px;" type="text"/> | |
| | <input style="width: 40px; height: 30px;" type="text"/> | = Unit Rating (UR) |

Unit rating calculation sheet.

CMRR

ROOF RATING (CMRR) CALCULATION SHEET

Mine Name _____ Date _____

Location _____ Data Collected by _____

1) Calculate the weighted average of the Unit Ratings (RR_w)

| | UR | | Unit Thickness (m (in)) | | | |
|----|-----------------------------|---|----------------------------|---|----------------------|--------------------|
| 1. | <input type="text"/> | × | <input type="text"/> | = | <input type="text"/> | |
| | | | + | | <input type="text"/> | |
| 2. | <input type="text"/> | × | <input type="text"/> | = | <input type="text"/> | |
| | | | + | | <input type="text"/> | |
| 3. | <input type="text"/> | × | <input type="text"/> | = | <input type="text"/> | |
| | | | + | | <input type="text"/> | |
| 4. | <input type="text"/> | × | <input type="text"/> | = | <input type="text"/> | |
| | | | + | | <input type="text"/> | |
| | | | | | <hr/> | |
| | Bolted Interval (BI) | | <input type="text"/> | | <input type="text"/> | |
| | (m (in)) | | | | <hr/> | |
| | | | | | <input type="text"/> | (RR _w) |
| | | | | | <input type="text"/> | (BI) |
| | | | | | <hr/> | |
| | | | | | <input type="text"/> | (RR _w) |

2) Calculate Strong Bed Difference (SBD)

Largest (UR) = Strong Bed (SB)

(SB) - RR_w = (SBD)

3) Calculate the Strong Bed Adjustment
(table 6)

+

4) Calculate the Unit Contact Adjustment
(table 7)

+

5) Calculate the Groundwater Adjustment
(table 8)

+

6) Calculate the Surcharge Adjustment
(table 9)

+

 = CMRR

Roof rating calculation sheet.

CMRR

Table 6.—Strong bed adjustment

| Thickness of strong bed, m (ft) | Strong bed difference | | | | | | | |
|------------------------------------|-----------------------|-------|-------|-------|-------|-------|-------|-----|
| | 5-9 | 10-14 | 15-19 | 20-24 | 25-29 | 30-34 | 35-40 | >40 |
| 0.3 to 0.6 (1 to 2) | 0 | 2 | 4 | 5 | 7 | 8 | 9 | 10 |
| 0.6 to 0.9 (2 to 3) | 2 | 4 | 7 | 9 | 12 | 14 | 17 | 20 |
| 0.9 to 1.2 (3 to 4) | 3 | 5 | 10 | 14 | 18 | 21 | 25 | 30 |
| >1.2 (>4) | 4 | 8 | 13 | 18 | 23 | 28 | 34 | 40 |

NOTE.—The strong bed adjustments should be reduced to account for the weight of the weaker rock suspended from it as follows:

| Thickness of weaker rock, m (ft) | Multiply strong bed adjustment by— |
|----------------------------------|------------------------------------|
| 0-0.9 (0-3) | 1.0 |
| 0.9-1.8 (3-6) | 0.7 |
| >1.8 (>6) | 0.3 |

Table 7.—Unit contacts adjustment

| Number of major contacts | Adjustment |
|--------------------------|------------|
| 0 | 0 |
| 1 to 2 | -2 |
| 3 to 4 | -4 |
| >4 | -5 |

NOTE.—Apply only if unit contacts are significant planes of weakness (persistent, low cohesion).

Table 8.—Groundwater adjustment

| Condition | Adjustment |
|------------------|------------|
| Dry | 0 |
| Damp | -2 |
| Light drip | -4 |
| Heavy drip | -7 |
| Flowing | -10 |

NOTE.—Applies only to groundwater present in roof (not floor or ribs).

Table 9.—Surcharge adjustment

| Condition | Adjustment |
|--|------------|
| Upper units approximately equal in strength to bolted interval | 0 |
| Upper units significantly weaker than bolted interval | -2 to -5 |

CMRR

